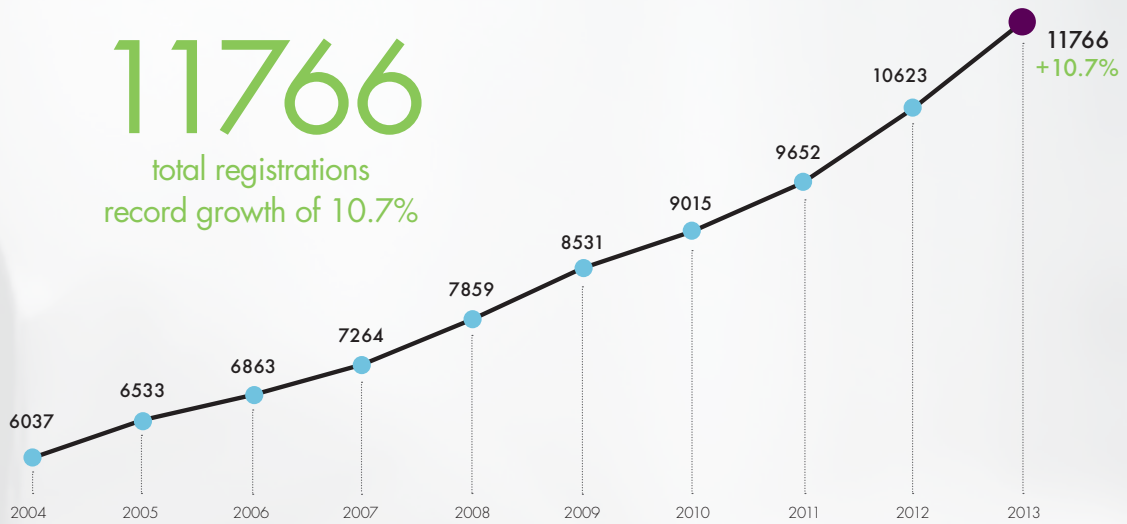




MEMBERSHIP STATISTICS

11766

total registrations
record growth of 10.7%



REGISTRATION APPLICATIONS

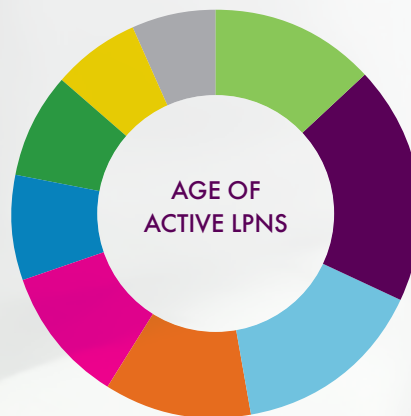
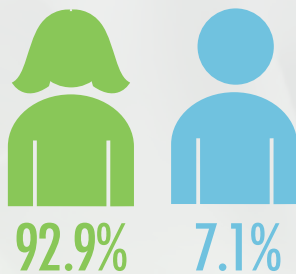
	2013
Alberta Graduates NEW Members	1092
Canadian Out of Province NEW Members	758
International NEW Members	309
Reinstatements (Less than 4 Years)*	356
Reinstatements (More than 4 Years)	20
Re-Entry	45
Renewals	9605
Courtesy Members	0
TOTAL	12185

REGISTRATIONS

	2011	2012	2013
Alberta Graduates NEW Members	769	938	979
Canadian Out of Province NEW Members	442	580	646
International NEW Members	40	40	166
Reinstatements (Less than 4 Years)*	-	305	351
Reinstatements (More than 4 Years)	-	15	19
Re-Entry	1	5	0
Renewals	8400	8740	9605
Courtesy Members	0	0	0
TOTAL	9652	10623	11766

*Reinstatement (Less than 4 Years) = a member whose practice permit has lapsed at least one day.

LPN GENDER DISTRIBUTION

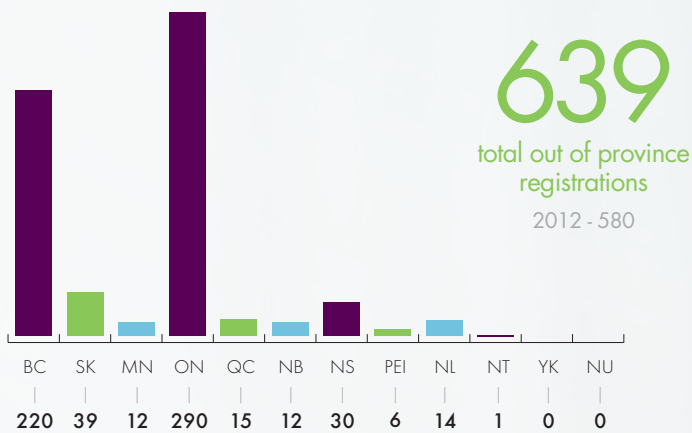


39.1 YRS

average age
2012 - 40.7

19-25	1541
26-30	2233
31-35	1797
36-40	1390
41-45	1248
46-50	1001
51-55	971
56-60	810
61-65+	775

OUT OF PROVINCE REGISTRATIONS



ACTIVE MEMBERS BY AHS

AHS Area	2013	%
Area 0 - Out of Province/Country	811	6.9%
Area 1 - South Zone (Lethbridge & Medicine Hat)	979	8.5%
Area 2 - Calgary Zone	3148	26.8%
Area 3 - Central Zone (Red Deer)	1568	13.3%
Area 4 - Edmonton Zone	4025	34.2%
Area 5 - North Zone	1235	10.5%
TOTAL	11766	100%

INTERNATIONALLY EDUCATED NURSE REGISTRATIONS

Africa	5
Botswana	1
Canada - RN	4
China	1
Hong Kong	1
India	19 11.4%
Ireland	1
Jamaica	6
Kuwait	1
Nepal	1
Nigeria	5
Philippines	103 62%
Portugal	1
Romania	1
Singapore	1
Spain	1
USA	14

166
total IEN registrations
2012 - 40

ACTIVE MEMBERS BY PLACE OF EMPLOYMENT & STATUS

Place of Employment	Full-time	Part-time	Casual	2013	%
Association / Government	45	13	6	64	0.6%
Business / Industry / Occupational Health Centre	54	15	13	82	0.8%
Community Health / Health Centre	608	714	378	1700	17.2%
Educational Institution	114	28	40	82	1.8%
Home Care Agency	151	67	81	299	3.0%
Hospital (General/Maternal/Paediatric/Psychiatric)	1363	2015	671	4049	40.9%
Mental Health Centre	56	19	11	86	0.9%
Nursing Home / Long Term Care	1206	1012	355	2573	26%
Nursing Stations (Outposts or Clinics)	0	0	0	0	0.0%
Physician's Office / Family Practice Unit	465	158	39	662	6.7%
Private Nursing Agency / Private Duty	9	2	2	13	0.1%
Rehabilitation /Convalescent Centre	60	57	15	132	1.3%
Self-Employed	23	25	2	50	0.5%
TOTAL	4154 (42%)	4125 (42%)	1613 (16%)	9892	100%