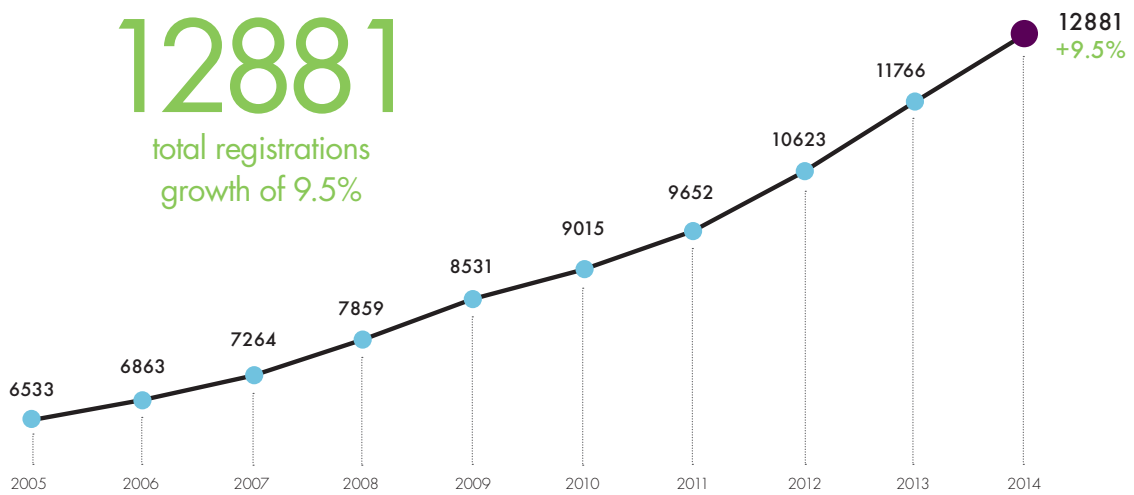


# MEMBERSHIP STATISTICS

# 12881

total registrations  
growth of 9.5%



## REGISTRATIONS

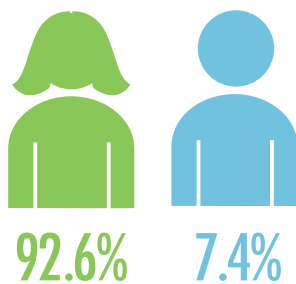
	2013	2014
Alberta Graduates NEW Members	979	1017
Out of Province NEW Members	646	614
International NEW Members	166	224
Reinstatements*	370	387
Re-Entry	0	3
Renewals	9605	10636
Courtesy Members	0	0
<b>TOTAL</b>	<b>11766</b>	<b>12881</b>

## REGISTRATION APPLICATIONS

	2013	2014
Alberta Graduates NEW Applicants	1092	1086
Out of Province NEW Applicants	758	774
International NEW Applicants	309	270
Reinstatements*	376	390
Re-Entry Applicants	45	28
Renewal Applicants	9605	10636
Courtesy Applicants	0	0
<b>TOTAL</b>	<b>12185</b>	<b>13184</b>


\*Reinstatement = a member whose practice permit has lapsed at least one day.

## LPN GENDER DISTRIBUTION



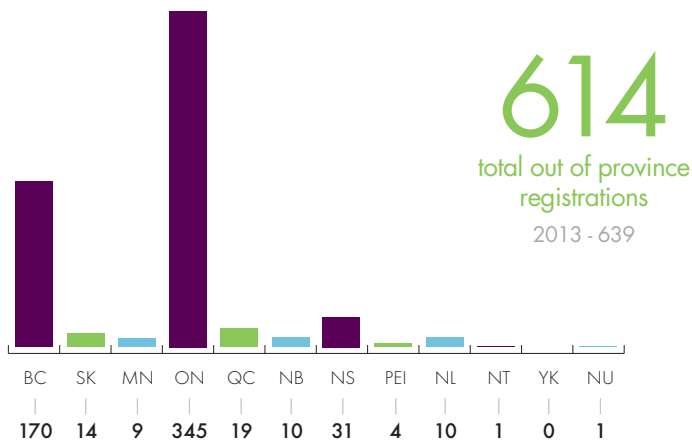
# 38.7 YRS

average age  
2013 - 39.1



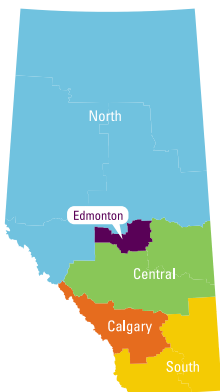
19-25	1712
26-30	2486
31-35	2088
36-40	1591
41-45	1334
46-50	1065
51-55	1007
56-60	813
61-65+	785

## OUT OF PROVINCE REGISTRATIONS



## INTERNATIONALLY EDUCATED NURSE REGISTRATIONS

Africa	2
Australia	1
Brazil	1
Canada - RN	5
Ghana	2
India	34   15.2%
Jamaica	7
Kenya	1
Nepal	2
Nigeria	7
Philippines	138   61.6%
Saudi Arabia	3
Singapore	1
Sri Lanka	1
UK	4
USA	7
Other	8



## ACTIVE LPNs BY AHS ZONE

AHS Area	2014	%
Area 0 - Out of Province/Country	905	7.0%
Area 1 - South Zone (Lethbridge & Medicine Hat)	1035	8.0%
Area 2 - Calgary Zone	3541	27.5%
Area 3 - Central Zone (Red Deer)	1668	12.9%
Area 4 - Edmonton Zone	4431	34.4%
Area 5 - North Zone	1301	10.1%
<b>TOTAL</b>	<b>12881</b>	<b>100%</b>



## ACTIVE LPNs BY PLACE OF EMPLOYMENT & STATUS

Place of Employment	Full-time	Part-time	Casual	2014	%
Association / Government	46	14	8	68	0.6%
Business / Industry / Occupational Health Centre	66	22	18	106	1.0%
Community Health / Health Centre	601	753	412	1766	16.2%
Educational Institution	113	28	38	179	1.6%
Home Care Agency	165	84	125	374	3.4%
Hospital (General/Maternal/Pediatric/Psychiatric)	1440	2157	793	4390	40.3%
Mental Health Centre	58	21	11	90	0.8%
Nursing Home / Long Term Care	1283	1161	508	2952	27.1%
Nursing Stations (Outposts or Clinics)	3	1	3	7	0.1%
Physician's Office / Family Practice Unit	505	182	58	745	6.8%
Private Nursing Agency / Private Duty	9	6	2	17	0.2%
Rehabilitation / Convalescent Centre	66	58	14	138	1.3%
Self-Employed	28	19	3	50	0.5%
<b>TOTAL</b>	<b>4383</b>	<b>4506</b>	<b>1993</b>	<b>10882</b>	<b>100%</b>