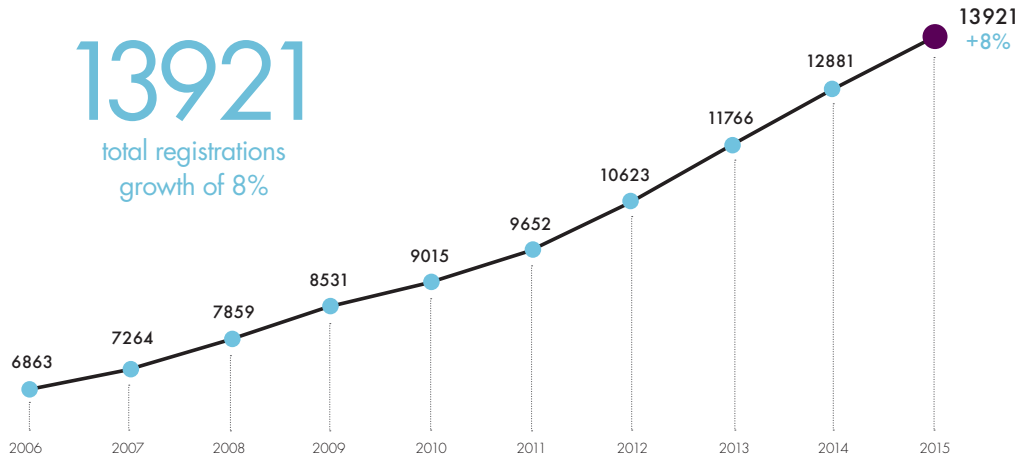


# MEMBERSHIP STATISTICS

## 13921

total registrations  
growth of 8%



### REGISTRATIONS

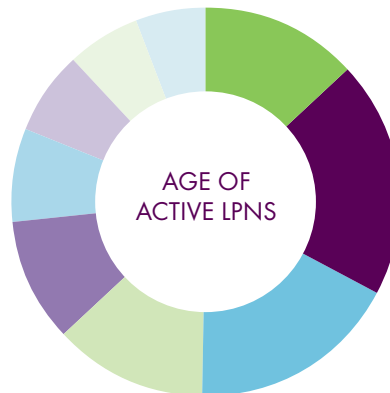
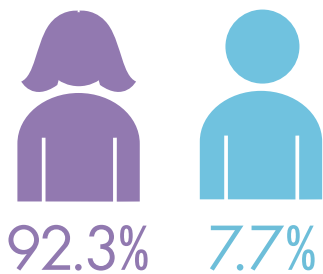
	2014	2015
Alberta Graduates NEW Members	1017	1097
Out of Province NEW Members	614	657
International NEW Members	224	150
Reinstatements*	387	443
Re-Entry	3	2
Renewals	10636	11572
Courtesy Members	0	0
<b>TOTAL</b>	<b>12881</b>	<b>13921</b>

### REGISTRATION APPLICATIONS

	2014	2015
Alberta Graduates NEW Applicants	1086	1136
Out of Province NEW Applicants	774	720
International NEW Applicants	270	53
Reinstatements*	390	353
Re-Entry Applicants	28	32
Renewal Applicants	10636	11121
Courtesy Applicants	0	1
<b>TOTAL</b>	<b>13184</b>	<b>13416</b>

\*Reinstatement = a member whose practice permit has lapsed at least one day.

### LPN GENDER DISTRIBUTION



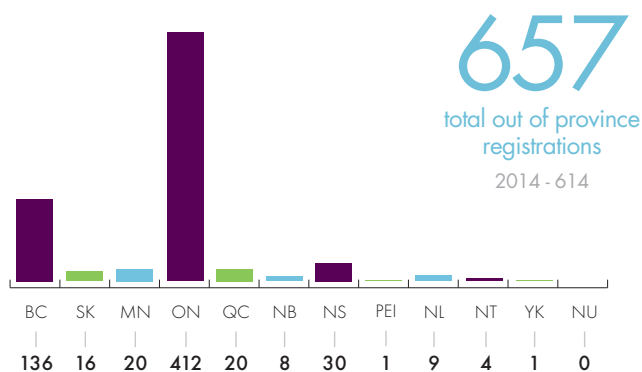
## 38.2 YRS

average age

2014 - 38.7

19-25	1838
26-30	2735
31-35	2434
36-40	1784
41-45	1454
46-50	1050
51-55	994
56-60	830
61-65+	802

## OUT OF PROVINCE REGISTRATIONS



## INTERNATIONALLY EDUCATED NURSE REGISTRATIONS

Australia	1
Canada - RN	5
India	21   14.0%
Jamaica	3
Kenya	3
Nepal	2
Philippines	107   71.3%
UK	2
USA	3
Other	3



## ACTIVE LPNs BY AHS ZONE

AHS Area	2015	%
Area 0 - Out of Province/Country	1050	7.5%
Area 1 - South Zone (Lethbridge & Medicine Hat)	1070	7.7%
Area 2 - Calgary Zone	3955	28.4%
Area 3 - Central Zone (Red Deer)	1744	12.5%
Area 4 - Edmonton Zone	4765	34.2%
Area 5 - North Zone	1337	9.6%
<b>TOTAL</b>	<b>13921</b>	<b>100%</b>

**150**  
total IEN registrations  
2014 - 224

## ACTIVE LPNs BY PLACE OF EMPLOYMENT & STATUS

Place of Employment	Full-time	Part-time	Casual	2015	%
Association / Government	53	19	7	79	0.7%
Business / Industry / Occupational Health Centre	40	9	8	57	0.5%
Community Health / Health Centre	610	794	400	1804	15.5%
Educational Institution	114	41	29	184	1.6%
Home Care Agency	194	116	148	458	3.9%
Hospital (General/Maternal/Pediatric/Psychiatric)	1553	2232	905	4690	40.4%
Mental Health Centre	58	21	12	91	0.8%
Nursing Home / Long Term Care	1329	1328	510	3167	27.3%
Nursing Stations (Outposts or Clinics)	9	6	21	36	0.3%
Physician's Office / Family Practice Unit	540	224	60	824	7.1%
Private Nursing Agency / Private Duty	10	6	4	20	0.2%
Rehabilitation / Convalescent Centre	72	62	20	154	1.3%
Self-Employed	26	27	3	56	0.5%
<b>TOTAL</b>	<b>4608</b>	<b>4885</b>	<b>2127</b>	<b>11620</b>	<b>100%</b>