

2012 MEMBERSHIP STATISTICS

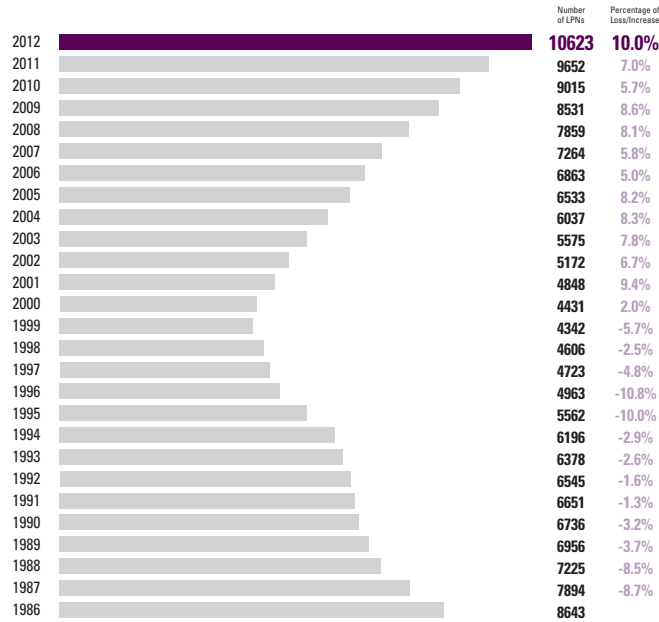
Registrations

	2011	2012
Alberta NEW Graduate Applicants	769	938
International NEW Applicants	40	40
Other Canadian NEW Applicants	442	580
Reinstatements (Less than 4 Years)	-	305
Reinstatements (More than 4 Years)	-	15
Re-Entry LPNs	1	5
Renewals	8400	8740
Courtesy Applicants	0	0
TOTAL	9652	10623

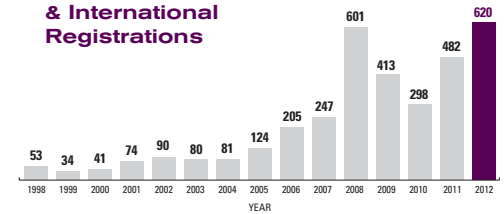
LPN Gender Distribution



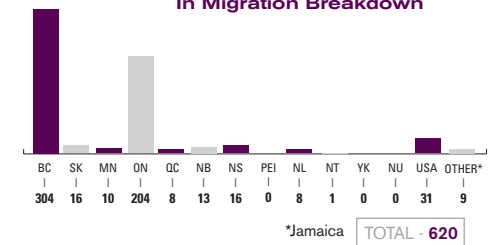
LPN Registration Trends



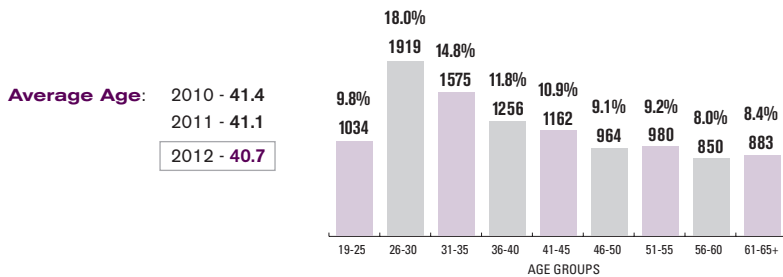
Out of Province & International Registrations



In Migration Breakdown



Age of Active LPNs



Average Age: 2010 - 41.4
2011 - 41.1
2012 - 40.7

Distribution of Active LPNs*

AHS Area	Totals	%
Area 0 - Out of Province/Country	681	6.4%
Area 1 - South Zone (Lethbridge & Medicine Hat)	904	8.5%
Area 2 - Calgary Zone	2754	25.9%
Area 3 - Central Zone (Red Deer)	1508	14.2%
Area 4 - Edmonton Zone	3626	34.1%
Area 5 - North Zone	1150	10.9%
TOTAL	10623	100%

*By LPN mailing address

