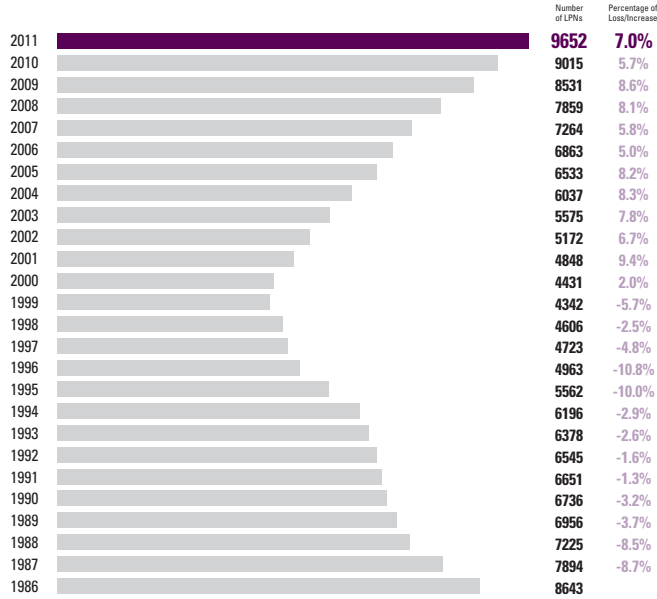


2011 MEMBERSHIP STATISTICS

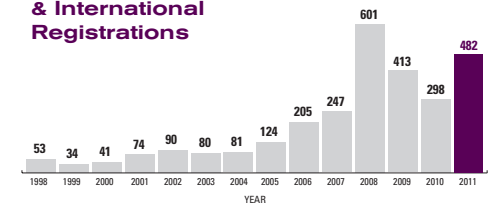
Registrations

	2010	2011
Alberta Initial Graduates	721	769
Re-Entry LPNs	4	9
Other Canadian LPNs	264	442
Non Canadian LPNs	34	40
Renewals	7992	8392
TOTAL	9015	9652

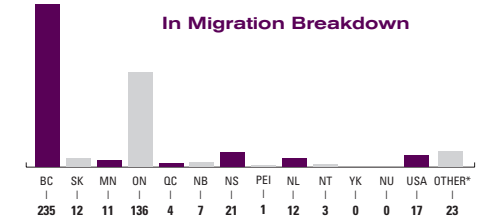
LPN Registration Trends



Out of Province & International Registrations



In Migration Breakdown

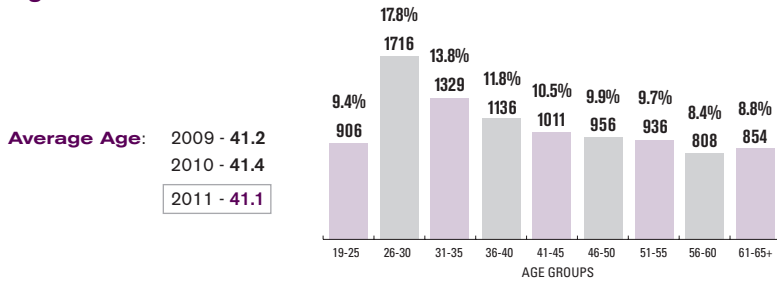


*Jamaica TOTAL - 482

LPN Gender Distribution



Age of Active LPNs



Average Age: 2009 - 41.2
2010 - 41.4
2011 - 41.1

Distribution of Active LPNs*

AHS Zone	Totals	%
North Zone	1085	11.2%
Edmonton Zone	3331	34.5%
Central Zone (Red Deer)	1418	14.7%
Calgary Zone	2378	24.6%
South Zone (Lethbridge & Medicine Hat)	859	8.9%
Out of Province/Country	581	6.0%
TOTAL	9652	100%

*By LPN mailing address

