



COLLEGE OF
LICENSED PRACTICAL NURSES
OF ALBERTA

CPNRE 2021 Annual Report

Pass rates for the Canadian Practical Nurse Registration Examination in Alberta

Approved by Deputy Registrar/Director, Registration & Competence: April 11, 2022





TABLE OF CONTENTS

Introduction	1
Alberta Educated Practical Nurses	3
Bow Valley College.....	4
Columbia College	5
Keyano College	6
Lethbridge College	7
Medicine Hat College	8
NorQuest College.....	9
Northern Lakes College	10
Portage College.....	11
Red Deer College.....	12
Internationally Educated Nurses.....	13



INTRODUCTION

The College of Licensed Practical Nurses of Alberta (CLPNA) is the professional regulatory body for Licensed Practical Nurses (LPN). As a regulatory college and with authority under the *Health Professions Act*, the CLPNA core role is to protect the public through its regulatory functions. Educational institutions delivering practical nurse diploma programs have their programs approved by the Council of the CLPNA as mandated by the *Health Professions Act* (HPA). Additionally, through the registration process, the CLPNA manages access to the Canadian Practical Nurse Registration Examination (CPNRE) in Alberta.

The CPNRE is a national assessment of entry-level competence into the practical nursing profession in Canada, ensuring there is a consistent benchmark amongst participating jurisdictions in the country. It is the final step in Alberta to fulfill entry-to-practice requirements for new graduates of Canadian practical nursing programs and internationally educated nurses seeking registration to practice.

Developed by Yardstick Assessment Strategies, the CPNRE is designed with a “criterion-referenced approach”¹ covering three major competency areas:

- 1) Professional, Ethical, and Legal Practice
- 2) Foundations of Practice
- 3) Collaborative Practice

With 165-170 questions on the exam, 55-75% are independent multiple-choice, and 25-45% are case-based assessment questions related to a brief introductory case scenario. Each question consists of a stem (approximately three sentences) and four options, to cover 85 competencies and three levels of cognitive ability (Knowledge/Comprehension, Application, Critical Thinking).²

The CPNRE is offered in four testing windows throughout the year:

- January-February
- May-June
- September-October
- November-December

¹ Yardstick, “Canadian Practical Nurse Registration Examination (CPNRE®): 2019 Technical Report,” (2020): 1

² Yardstick, “Canadian Practical Nurse Registration Examination (CPNRE®): 2019 Technical Report,” 6



In 2016, the CPNRE began the transition from a paper-based examination to a computer-based delivery. Tests are conducted at Pearson VUE proctored test centres across Canada with eight locations in Alberta.³ A proctored test centre is one where writers attend in person at a designated location.

In 2020, the CPNRE moved from using primarily Pearson VUE proctored test centres to virtual proctoring delivered by ProctorU. 2021 saw the continuation of virtual proctoring for the CPNRE. Candidates may request to write the CPNRE in a face-to-face in cases where there are requests for exam accommodation or in extenuating circumstances.

Following the hybrid (online proctored vs. traditional in person setting) administration of the CPNRE in 2020 and beginning with the June/July administration, Yardstick conducted an in-depth statistical analysis of results to determine if there were impacts in examination performance between online proctored and brick & mortar administrations. Results indicate that there were no statistically significant differences in any of the examination performance metrics such as pass rate, average scores, and item difficulty.⁴ This analysis that took place in 2020 provided similar results on pass rates, average scores, and item difficulty were obtained in 2021. However, in 2021, 11 candidates were flagged as having potentially breached exam rules. The 11 candidates had their examination results cancelled and were required to rewrite. The potential breach of exam rules included incidences of unauthorized use of a calculator, looking off screen during the online proctored exam and being flagged for potential collusion detection. Candidates writing the CPNRE are made aware of what may constitute a breach of exam rules prior to writing the exam through an agreement they acknowledge before starting the exam. It is noted that the number of candidates flagged for a potential breach of exam rules has not significantly increased using online proctoring as compared to the traditional in-person delivery.

The CLPNA used online proctoring exclusively in 2021. Exceptions for the use of online proctoring are managed individually and generally focus on the required accommodation of providing the candidate a reader for the exam. Online proctoring is not yet able to accommodate the use of reading software and therefore, readers must be provided in-person. With online proctoring, there continued to be very minor incidents, reported during the exam writes. The minor incidents rarely affected the ability to complete the examination and generally centered around technological issues. The CLPNA works closely with Yardstick to be responsive to candidate feedback to ensure that the candidate experience is a positive one.

³ Canadian Practical Nurse Registration Examination (CPNRE®) “Pearson VUE, retrieved July 15, 2020, <https://home.pearsonvue.com/cpnre>

⁴ Yardstick, “Email from C. Beauchamp,” (March 25, 2021)



ALBERTA-EDUCATED PRACTICAL NURSES

The following represents the CLPNA-approved educational institutions in Alberta and their graduates.

The numbers represent the first-time CPNRE writers through the Alberta programs.

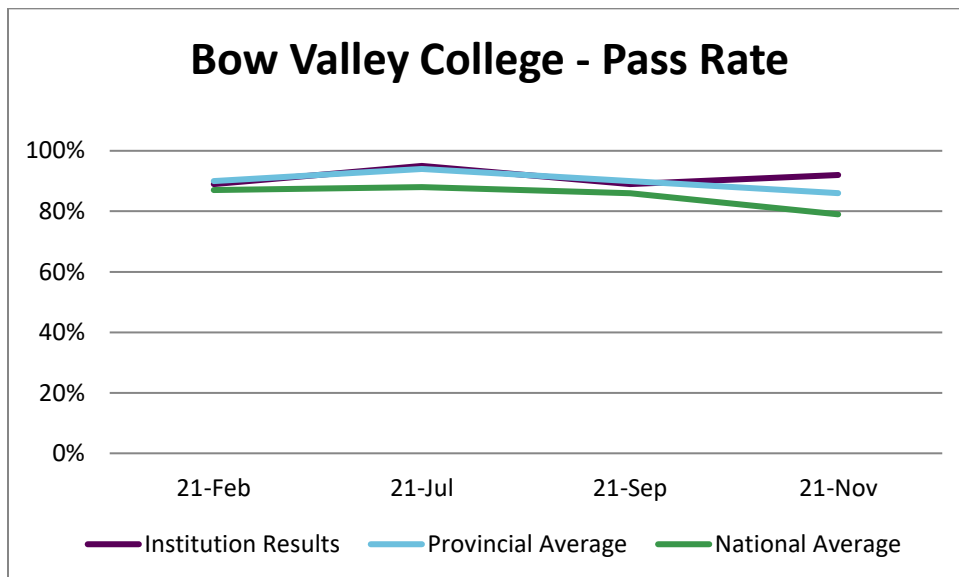
The graphs represent the pass rate for each educational institution in comparison to the provincial and national average. Where the numbers of writers are low, it is important to consider the number of writers through each educational institution which is included in the second chart.



BOW VALLEY COLLEGE

When evaluating pass rates, it is important to consider the number of exam writers. Exams with few or no writers will show larger average fluctuations compared to provincial or national averages.

Date of Exam	Institution Results	Provincial Average	National Average
Feb-21	89%	90%	87%
Jul-21	95%	94%	88%
Sep-21	89%	90%	86%
Nov-21	92%	86%	79%



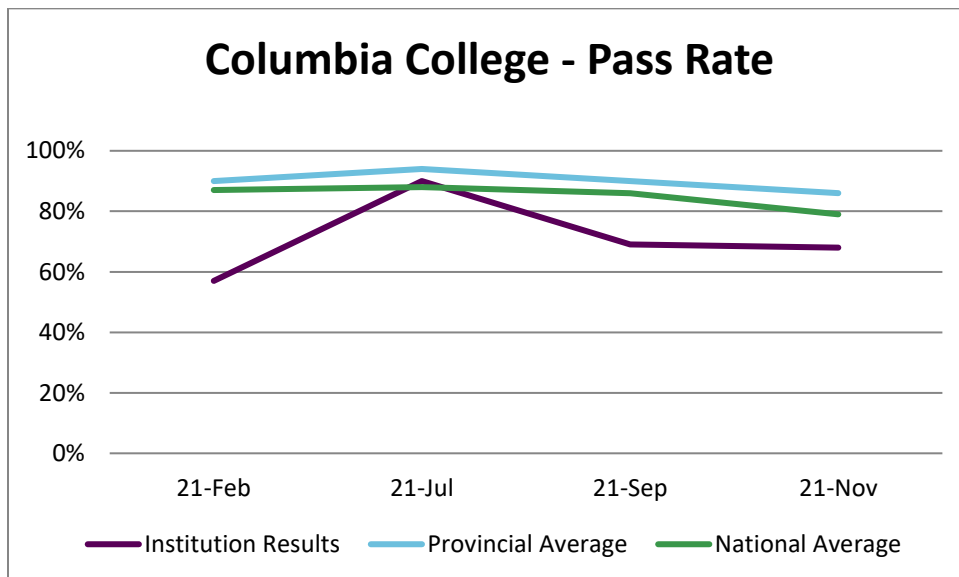
Date of Exam	Number of Writers	Pass	Pass %	Fail	Fail %
Feb-21	90	80	89%	10	11%
Jul-21	185	176	95%	9	5%
Sep-21	87	77	89%	10	11%
Nov-21	118	108	92%	10	8%



COLUMBIA COLLEGE

When evaluating pass rates, it is important to consider the number of exam writers. Exams with few or no writers will show larger average fluctuations compared to provincial or national averages.

Date of Exam	Institution Results	Provincial Average	National Average
Feb-21	57%	90%	87%
Jul-21	90%	94%	88%
Sep-21	69%	90%	86%
Nov-21	68%	86%	79%



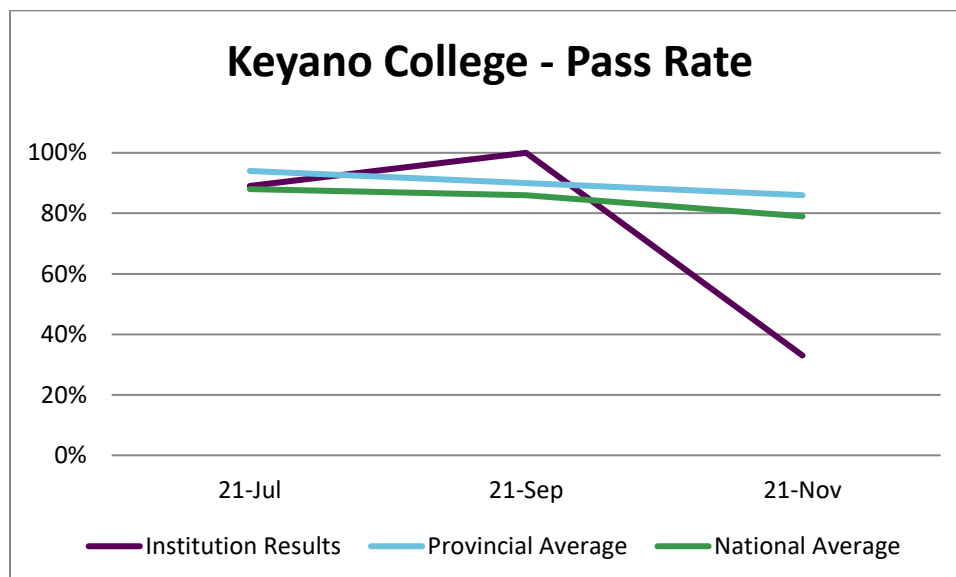
Date of Exam	Number of Writers	Pass	Pass %	Fail	Fail %
Feb-21	7	4	57%	3	43%
Jul-21	21	19	90%	2	10%
Sep-21	13	9	69%	4	31%
Nov-21	25	17	68%	8	32%



KEYANO COLLEGE

When evaluating pass rates, it is important to consider the number of exam writers. Exams with few or no writers will show larger average fluctuations compared to provincial or national averages.

Date of Exam	Institution Results	Provincial Average	National Average
Feb-21	-	90%	87%
Jul-21	89%	94%	88%
Sep-21	100%	90%	86%
Nov-21	33%	86%	79%



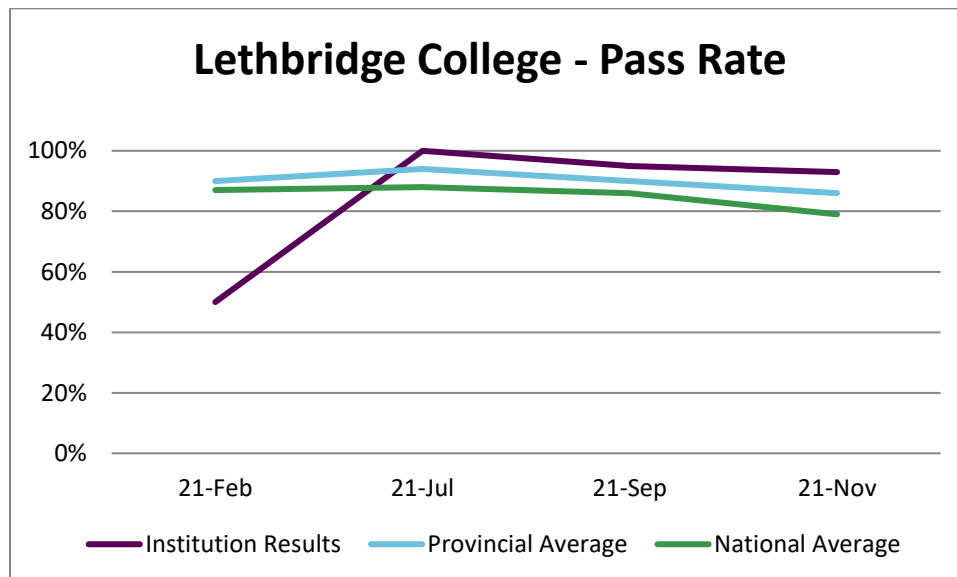
Date of Exam	Number of Writers	Pass	Pass %	Fail	Fail %
Feb-21	-	-	-	-	-
Jul-21	9	8	89%	1	11%
Sep-21	5	5	100%	0	0%
Nov-21	3	1	33%	2	67%



LETHBRIDGE COLLEGE

When evaluating pass rates, it is important to consider the number of exam writers. Exams with few or no writers will show larger average fluctuations compared to provincial or national averages.

Date of Exam	Institution Results	Provincial Average	National Average
Feb-21	50%	90%	87%
Jul-21	100%	94%	88%
Sep-21	95%	90%	86%
Nov-21	93%	86%	79%



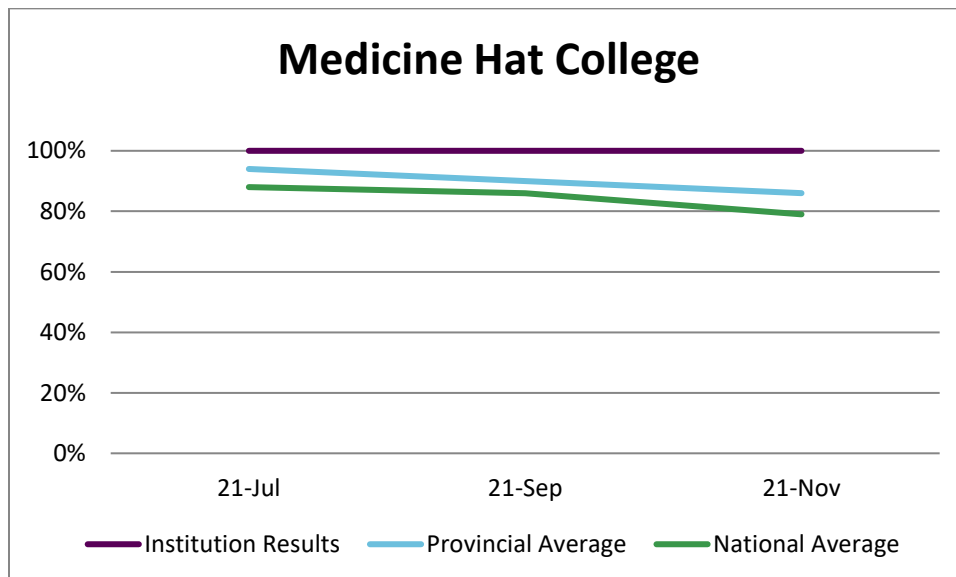
Date of Exam	Number of Writers	Pass	Pass %	Fail	Fail %
Feb-21	2	1	50%	1	50%
Jul-21	1	1	100%	0	0%
Sep-21	74	70	95%	4	5%
Nov-21	15	14	93%	1	7%



MEDICINE HAT COLLEGE

When evaluating pass rates, it is important to consider the number of exam writers. Exams with few or no writers will show larger average fluctuations compared to provincial or national averages.

Date of Exam	Institution Results	Provincial Average	National Average
Feb-21	-	90%	87%
Jul-21	100%	94%	88%
Sep-21	100%	90%	86%
Nov-21	100%	86%	79%



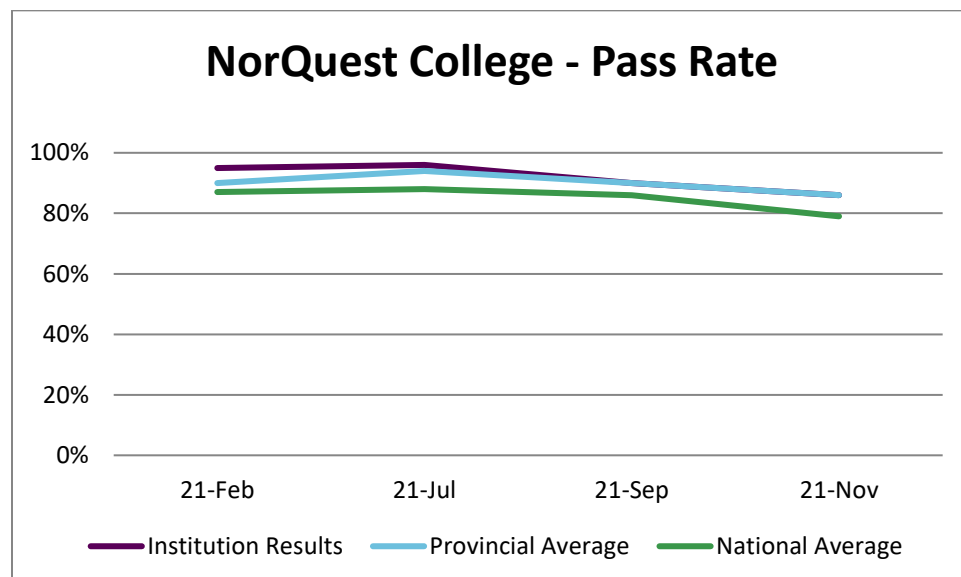
Date of Exam	Number of Writers	Pass	Pass %	Fail	Fail %
Feb-21	-	-	-	-	-
Jul-21	11	11	100%	0	0%
Sep-21	4	4	100%	0	0%
Nov-21	1	1	100%	0	0%



NORQUEST COLLEGE

When evaluating pass rates, it is important to consider the number of exam writers. Exams with few or no writers will show larger average fluctuations compared to provincial or national averages.

Date of Exam	Institution Results	Provincial Average	National Average
Feb-21	95%	90%	87%
Jul-21	96%	94%	88%
Sep-21	90%	90%	86%
Nov-21	86%	86%	79%



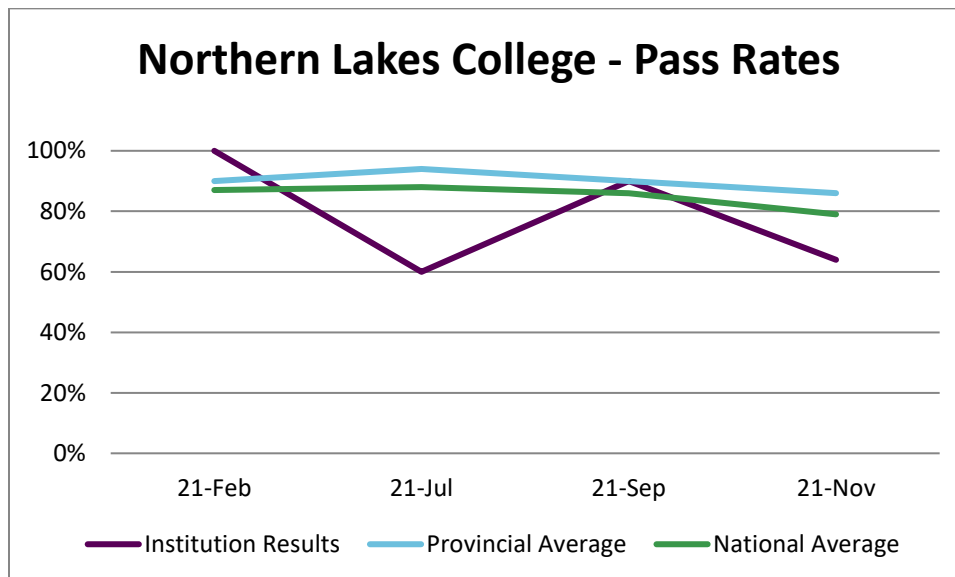
Date of Exam	Number of Writers	Pass	Pass %	Fail	Fail %
Feb-21	93	88	95%	5	5%
Jul-21	114	109	96%	5	4%
Sep-21	68	61	90%	7	10%
Nov-21	149	128	86%	21	14%



NORTHERN LAKES COLLEGE

When evaluating pass rates, it is important to consider the number of exam writers. Exams with few or no writers will show larger average fluctuations compared to provincial or national averages.

Date of Exam	Institution Results	Provincial Average	National Average
Feb-21	100%	90%	87%
Jul-21	60%	94%	88%
Sep-21	90%	90%	86%
Nov-21	64%	86%	79%



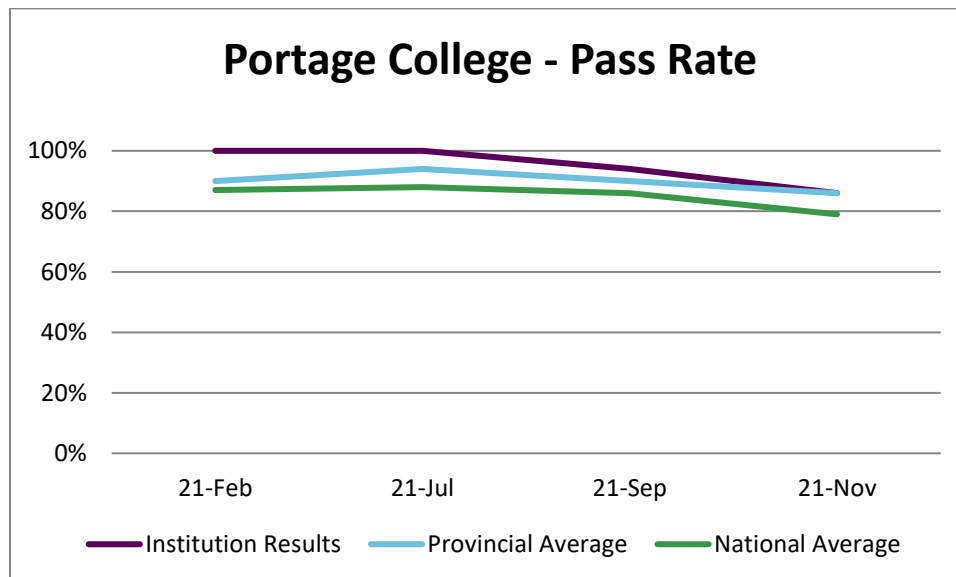
Date of Exam	Number of Writers	Pass	Pass %	Fail	Fail %
Feb-21	7	7	100%	0	0%
Jul-21	5	3	60%	2	40%
Sep-21	61	55	90%	6	10%
Nov-21	14	9	64%	5	36%



PORTAGE COLLEGE

When evaluating pass rates, it is important to consider the number of exam writers. Exams with few or no writers will show larger average fluctuations compared to provincial or national averages.

Date of Exam	Institution Results	Provincial Average	National Average
Feb-21	100%	90%	87%
Jul-21	100%	94%	88%
Sep-21	94%	90%	86%
Nov-21	86%	86%	79%



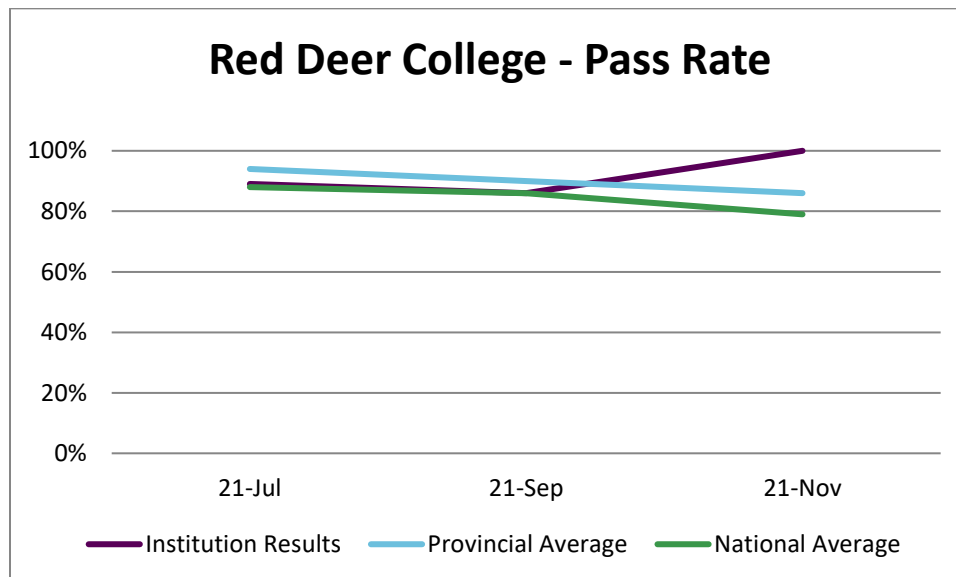
Date of Exam	Number of Writers	Pass	Pass %	Fail	Fail %
Feb-21	2	2	100%	0	0%
Jul-21	2	2	100%	0	0%
Sep-21	31	29	94%	2	6%
Nov-21	7	6	86%	1	14%



RED DEER COLLEGE

When evaluating pass rates, it is important to consider the number of exam writers. Exams with few or no writers will show larger average fluctuations compared to provincial or national averages.

Date of Exam	Institution Results	Provincial Average	National Average
Feb-21	-	90%	87%
Jul-21	89%	94%	88%
Sep-21	86%	90%	86%
Nov-21	100%	86%	79%



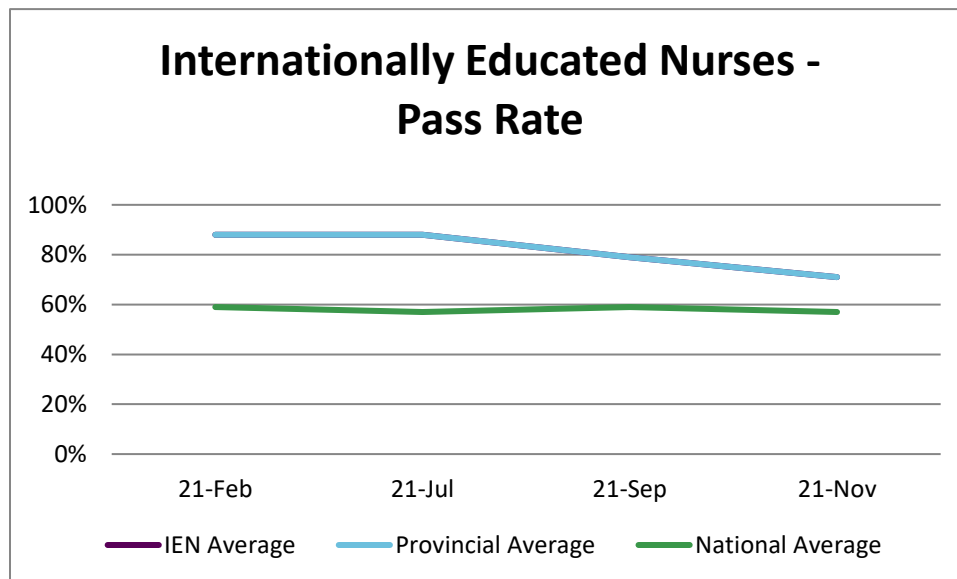
Date of Exam	Number of Writers	Pass	Pass %	Fail	Fail %
Feb-21	-	-	-	-	-
Jul-21	66	59	89%	7	11%
Sep-21	21	18	86%	3	14%
Nov-21	3	3	100%	0	0%



INTERNATIONALLY EDUCATED NURSES

The following represents the Internationally Educated Practical Nurse applicants to Alberta and their first-time performance on the Canadian Practical Nurses Registration Examination. Internationally Educated Nurses are graduates of a nursing education program outside of Canada. In 2019 Internationally Educated Nurses were primarily from the Philippines and India, please see the [CLPNA Annual Report](#) for more statistics about the CLPNA's members.

Date of Exam	IEN Average	Provincial Average	National Average
Feb-21	88%	88%	59%
Jul-21	88%	88%	57%
Sep-21	79%	79%	59%
Nov-21	71%	71%	57%



Date of Exam	Number of Writers	Pass	Pass %	Fail	Fail %
Feb-21	17	15	88%	2	12%
Jul-21	25	22	88%	3	12%
Sep-21	14	11	79%	3	21%
Nov-21	7	5	71%	2	29%