



COLLEGE OF
LICENSED PRACTICAL NURSES
OF ALBERTA

CPNRE 2022 Annual Report

Pass rates for the Canadian Practical Nurse Registration Examination in Alberta

Approved by Deputy Registrar/Director, Registration & Competence: March 9, 2023





Table of Contents

Introduction	3
Alberta-Educated Practical Nurses	5
Bow Valley College.....	6
Columbia College	7
Keyano College	8
Lethbridge College	9
Medicine Hat College	10
NorQuest College.....	11
Northern Lakes College	12
Portage College.....	13
Red Deer College.....	14
Internationally Educated Nurses.....	15



Introduction

The College of Licensed Practical Nurses of Alberta (CLPNA) is the professional regulatory body for Licensed Practical Nurses (LPNs). As a regulatory college and with authority under the *Health Professions Act (HPA)*, the CLPNA's core role is to protect the public through its regulatory functions. Educational institutions delivering practical nurse diploma programs have their programs approved by the Council of the CLPNA as mandated by the HPA. Additionally, through the registration process, the CLPNA manages access to the Canadian Practical Nurse Registration Examination (CPNRE) in Alberta.

The CPNRE is an assessment of entry-level competence into the practical nursing profession in Canada, ensuring there is a consistent benchmark amongst participating jurisdictions in the country. The CPNRE is utilized by all provinces and territories with the exceptions of British Columbia, Ontario, and Quebec. The CPNRE is the final step in Alberta to fulfill entry-to-practice requirements for new graduates of Canadian practical nursing programs and internationally educated nurses seeking registration to practice.

Developed by Yardstick Assessment Strategies (now Meazure Learning), the CPNRE is designed with a "criterion-referenced approach"¹ covering three major competency areas:

- 1) Professional, Ethical, and Legal Practice
- 2) Foundations of Practice
- 3) Collaborative Practice

With 160-170 questions on the exam, 40-60% are independent multiple-choice, and 40-60% are case-based assessment questions related to a brief introductory case scenario. Each question consists of a stem (approximately three sentences) and four options, to cover 76 competencies and three levels of cognitive ability (Knowledge/Comprehension, Application, Critical Thinking).²

The CPNRE is offered in 6 testing windows throughout the year:

- January
- March
- May
- July
- September
- November

The CPNRE utilizes virtual proctoring which is administered by ProctorU. Candidates may request to write the CPNRE face-to-face in cases where there are requests for exam accommodation or in extenuating circumstances.

¹ Yardstick, "Examination Blueprint (2022-2026) Canadian Practical Nurse Registration Examination (CPNRE®)," 20

² Yardstick, "Examination Blueprint (2022-2026) Canadian Practical Nurse Registration Examination (CPNRE®)," 9



In January 2022, the CPNRE moved to linear on-the-fly testing (LOFT). This means that each candidate has a unique exam and questions are pulled from a bank of questions. The questions are selected from the question bank so that each candidate has a comparable exam in terms of content and difficulty. However, the combination of questions creates a unique exam. The move to LOFT testing enhances test security by reducing item exposure and preventing collusion.

In 2022, 0 candidates were flagged as having potentially breached exam rules. Candidates writing the CPNRE are made aware of what may constitute a breach of exam rules prior to writing the exam through an agreement they acknowledge before starting the exam.

The CLPNA used online proctoring exclusively in 2022. Exceptions for the use of online proctoring are managed individually and generally focus on the required accommodation of providing the candidate a reader for the exam. Online proctoring is not yet able to accommodate the use of reading software and therefore, readers must be provided in-person. With online proctoring, there continued to be very minor incidents, reported during the exam writes. The minor incidents generally centered around technological issues and rarely affected the ability to complete the examination. The CLPNA works closely with Measure Learning to be responsive to candidate feedback to ensure that the candidate experience is a positive one.



Alberta-Educated Practical Nurses

The following represents the CLPNA-approved educational institutions in Alberta and their graduates.

The numbers represent the first-time CPNRE writers through the Alberta programs.

The graphs represent the pass rate for each educational institution in comparison to the provincial and national average. Where the numbers of writers are low, it is important to consider the number of writers through each educational institution which is included in the second table.

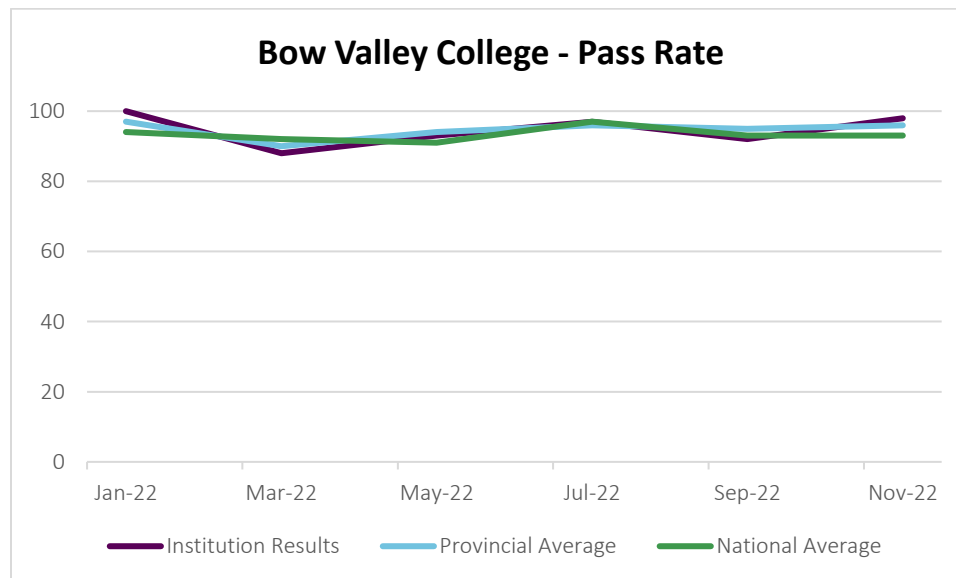


Bow Valley College

When evaluating pass rates, it is important to consider the number of exam writers. Exams with few or no writers will show larger average fluctuations compared to provincial or national averages.

Date of Exam	Institution Results	Provincial Average	National Average
Jan-22	100%	97%	94%
Mar-22	88%	90%	92%
May-22	93%	94%	91%
Jul-22	97%	96%	97%
Sep-22	92%	95%	93%
Nov-22	98%	96%	93%

Institution Annual Average	Provincial Annual Average	National Annual Average
95%	95%	94%



Date of Exam	Number of Writers	Pass	Pass %	Fail	Fail %
Jan-22	45	45	100%	0	0%
Mar-22	81	71	88%	10	12%
May-22	43	40	93%	3	7%
Jul-22	78	76	97%	2	3%
Sep-22	78	72	92%	6	8%
Nov-22	122	119	98%	3	2%

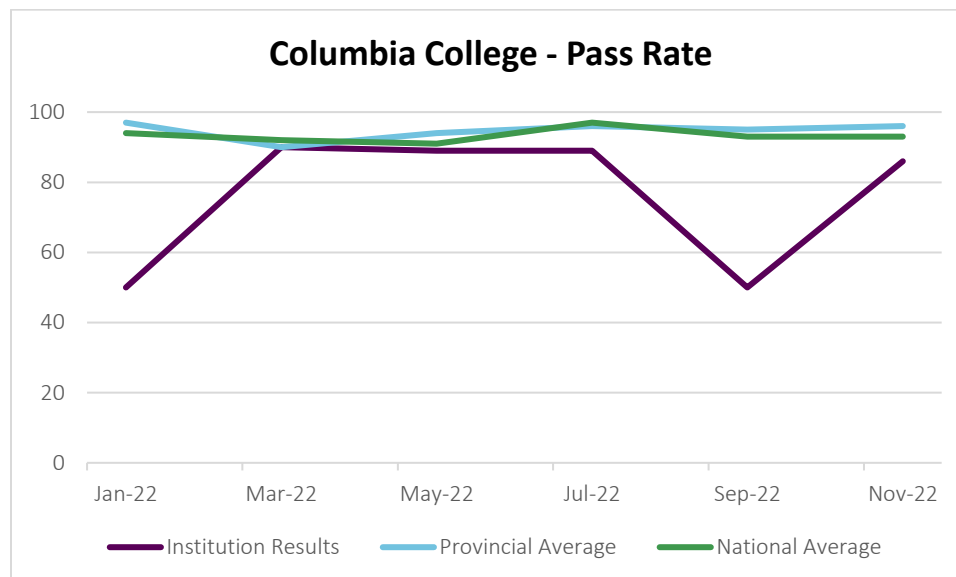


Columbia College

When evaluating pass rates, it is important to consider the number of exam writers. Exams with few or no writers will show larger average fluctuations compared to provincial or national averages.

Date of Exam	Institution Results	Provincial Average	National Average
Jan-22	50%	97%	94%
Mar-22	90%	90%	92%
May-22	89%	94%	91%
Jul-22	89%	96%	97%
Sep-22	50%	95%	93%
Nov-22	86%	96%	93%

Institution Annual Average	Provincial Annual Average	National Annual Average
85%	95%	94%



Date of Exam	Number of Writers	Pass	Pass %	Fail	Fail %
Jan-22	2	1	50%	1	50%
Mar-22	20	18	90%	2	10%
May-22	9	8	89%	1	11%
Jul-22	19	17	89%	2	11%
Sep-22	4	2	50%	2	50%
Nov-22	21	18	86%	3	14%

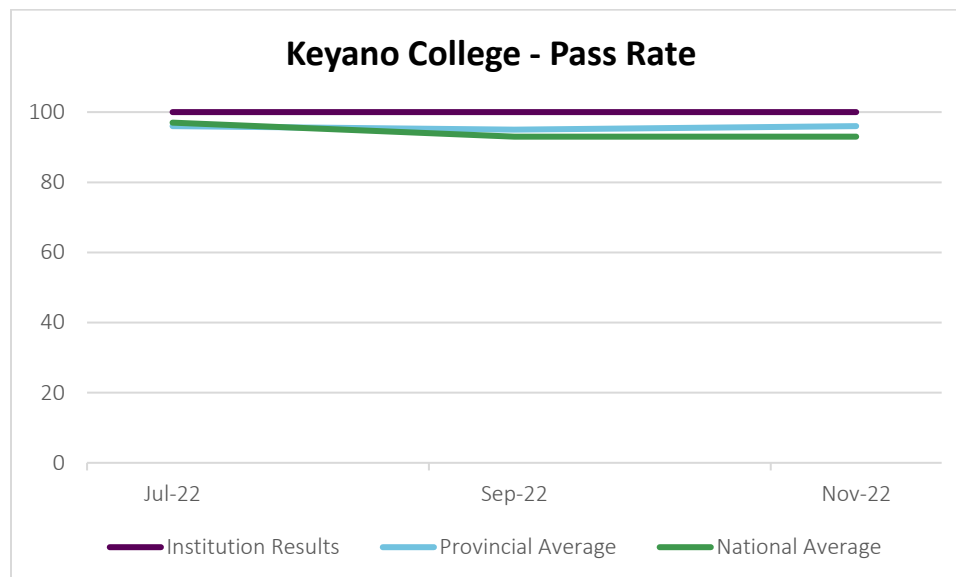


Keyano College

When evaluating pass rates, it is important to consider the number of exam writers. Exams with few or no writers will show larger average fluctuations compared to provincial or national averages.

Date of Exam	Institution Results	Provincial Average	National Average
Jan-22	-	97%	94%
Mar-22	-	90%	92%
May-22	-	94%	91%
Jul-22	100%	96%	97%
Sep-22	100%	95%	93%
Nov-22	100%	96%	93%

Institution Annual Average	Provincial Annual Average	National Annual Average
100%	95%	94%



Date of Exam	Number of Writers	Pass	Pass %	Fail	Fail %
Jan-22	0	0	-	0	-
Mar-22	0	0	-	0	-
May-22	0	0	-	0	-
Jul-22	7	7	100%	0	0%
Sep-22	4	4	100%	0	0%
Nov-22	2	2	100%	0	0%

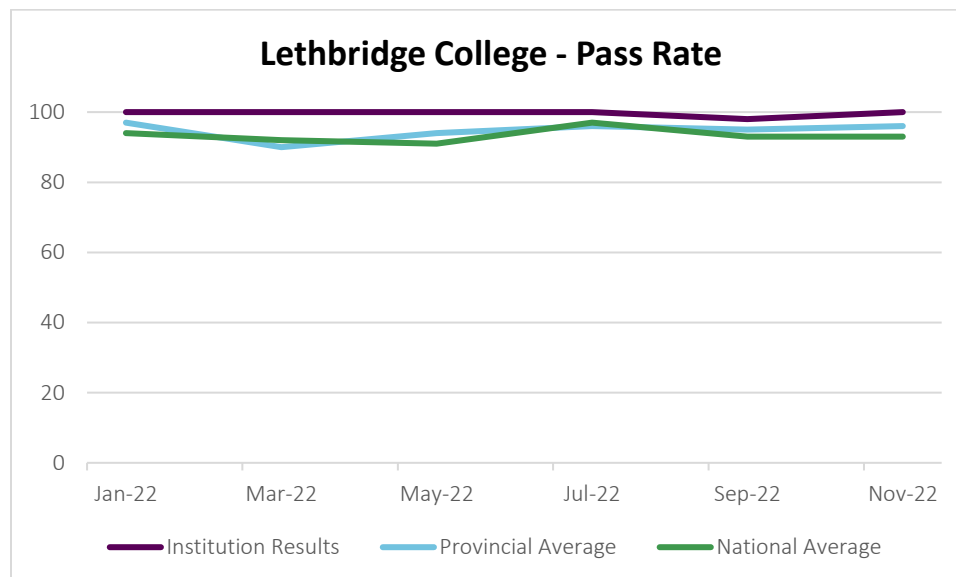


Lethbridge College

When evaluating pass rates, it is important to consider the number of exam writers. Exams with few or no writers will show larger average fluctuations compared to provincial or national averages.

Date of Exam	Institution Results	Provincial Average	National Average
Jan-22	100%	97%	94%
Mar-22	100%	90%	92%
May-22	100%	94%	91%
Jul-22	100%	96%	97%
Sep-22	98%	95%	93%
Nov-22	100%	96%	93%

Institution Annual Average	Provincial Annual Average	National Annual Average
99%	95%	94%



Date of Exam	Number of Writers	Pass	Pass %	Fail	Fail %
Jan-22	4	4	100%	0	0%
Mar-22	1	1	100%	0	0%
May-22	1	1	100%	0	0%
Jul-22	1	1	100%	0	0%
Sep-22	61	60	98%	1	2%
Nov-22	6	6	100%	0	0%

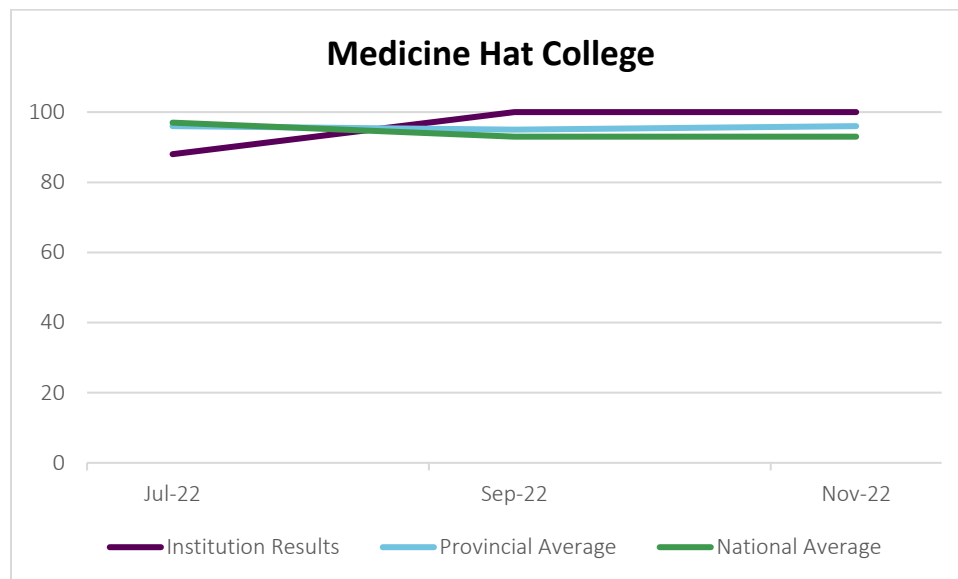


Medicine Hat College

When evaluating pass rates, it is important to consider the number of exam writers. Exams with few or no writers will show larger average fluctuations compared to provincial or national averages.

Date of Exam	Institution Results	Provincial Average	National Average
Jan-22	-	97%	94%
Mar-22	-	90%	92%
May-22	-	94%	91%
Jul-22	88%	96%	97%
Sep-22	100%	95%	93%
Nov-22	100%	96%	93%

Institution Annual Average	Provincial Annual Average	National Annual Average
91%	95%	94%



Date of Exam	Number of Writers	Pass	Pass %	Fail	Fail %
Jan-22	0	0	-	0	-
Mar-22	0	0	-	0	-
May-22	0	0	-	0	-
Jul-22	17	15	88%	2	12%
Sep-22	3	3	100%	0	0%
Nov-22	2	2	100%	0	0%

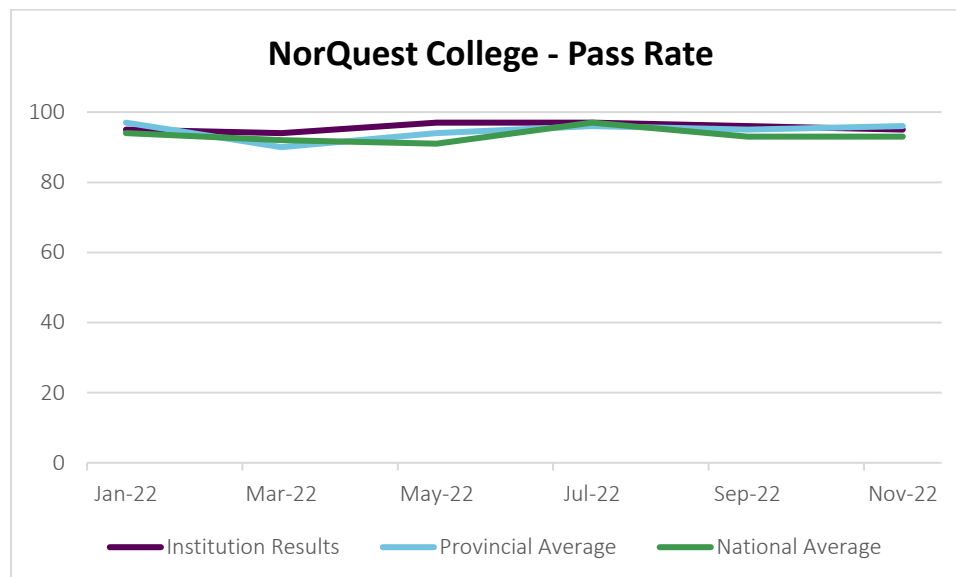


NorQuest College

When evaluating pass rates, it is important to consider the number of exam writers. Exams with few or no writers will show larger average fluctuations compared to provincial or national averages.

Date of Exam	Institution Results	Provincial Average	National Average
Jan-22	95%	97%	94%
Mar-22	94%	90%	92%
May-22	97%	94%	91%
Jul-22	97%	96%	97%
Sep-22	96%	95%	93%
Nov-22	95%	96%	93%

Institution Annual Average	Provincial Annual Average	National Annual Average
96%	95%	94%



Date of Exam	Number of Writers	Pass	Pass %	Fail	Fail %
Jan-22	38	36	95%	2	5%
Mar-22	47	44	94%	3	6%
May-22	36	35	97%	1	3%
Jul-22	120	116	97%	4	3%
Sep-22	57	55	96%	2	4%
Nov-22	137	130	95%	7	5%

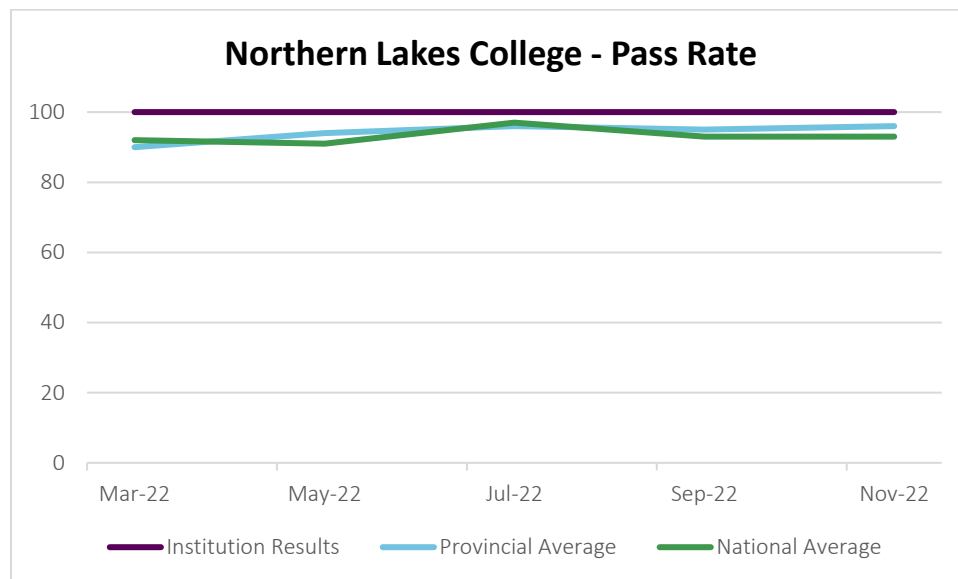


Northern Lakes College

When evaluating pass rates, it is important to consider the number of exam writers. Exams with few or no writers will show larger average fluctuations compared to provincial or national averages.

Date of Exam	Institution Results	Provincial Average	National Average
Jan-22	-	97%	94%
Mar-22	100%	90%	92%
May-22	100%	94%	91%
Jul-22	100%	96%	97%
Sep-22	100%	95%	93%
Nov-22	100%	96%	93%

Institution Annual Average	Provincial Annual Average	National Annual Average
100%	95%	94%



Date of Exam	Number of Writers	Pass	Pass %	Fail	Fail %
Jan-22	0	0	-	0	-
Mar-22	1	1	100%	0	0%
May-22	1	1	100%	0	0%
Jul-22	25	25	100%	0	0%
Sep-22	42	42	100%	0	0%
Nov-22	3	3	100%	0	0%

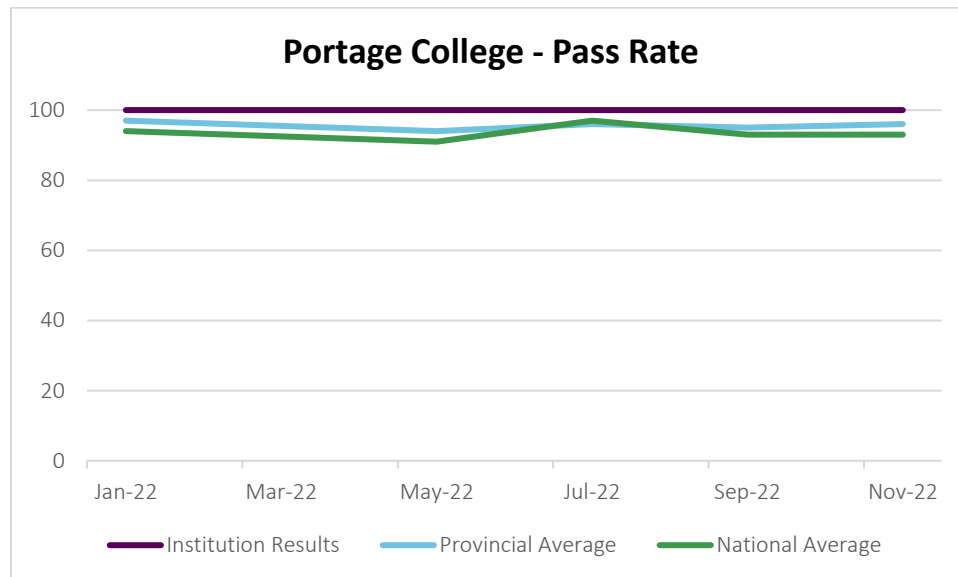


Portage College

When evaluating pass rates, it is important to consider the number of exam writers. Exams with few or no writers will show larger average fluctuations compared to provincial or national averages.

Date of Exam	Institution Results	Provincial Average	National Average
Jan-22	100%	97%	94%
Mar-22	-	90%	92%
May-22	100%	94%	91%
Jul-22	100%	96%	97%
Sep-22	100%	95%	93%
Nov-22	100%	96%	93%

Institution Annual Average	Provincial Annual Average	National Annual Average
100%	95%	94%



Date of Exam	Number of Writers	Pass	Pass %	Fail	Fail %
Jan-22	1	1	100%	0	0%
Mar-22	0	0	-	0	-
May-22	1	1	100%	0	0%
Jul-22	5	5	100%	0	0%
Sep-22	12	12	100%	0	0%
Nov-22	5	5	100%	0	0%

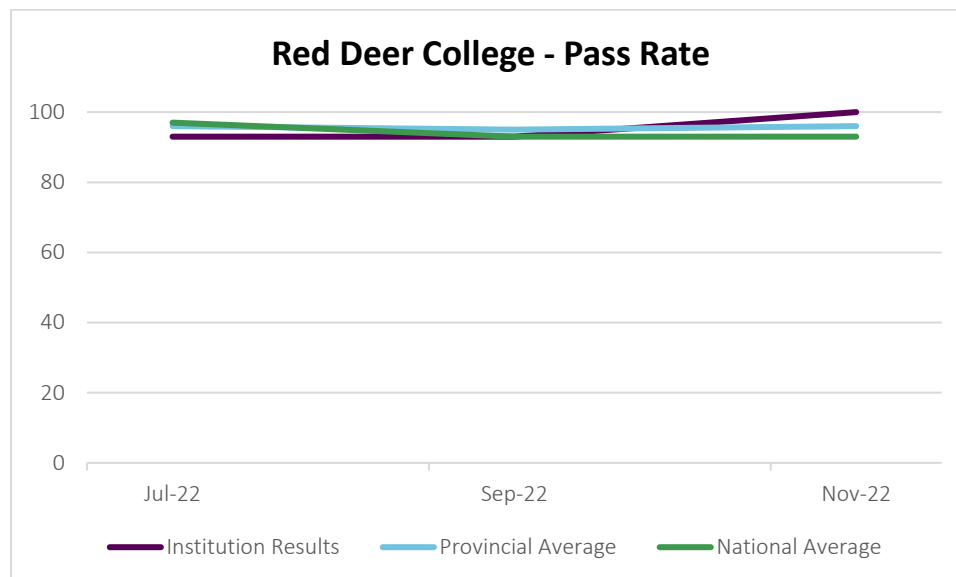


Red Deer College

When evaluating pass rates, it is important to consider the number of exam writers. Exams with few or no writers will show larger average fluctuations compared to provincial or national averages.

Date of Exam	Institution Results	Provincial Average	National Average
Jan-22	-	97%	94%
Mar-22	-	90%	92%
May-22	-	94%	91%
Jul-22	93%	96%	97%
Sep-22	93%	95%	93%
Nov-22	100%	96%	93%

Institution Annual Average	Provincial Annual Average	National Annual Average
94%	95%	94%



Date of Exam	Number of Writers	Pass	Pass %	Fail	Fail %
Jan-22	0	0	-	0	-
Mar-22	0	0	-	0	-
May-22	0	0	-	0	-
Jul-22	29	27	93%	2	7%
Sep-22	15	14	93%	1	7%
Nov-22	6	6	100%	0	0%

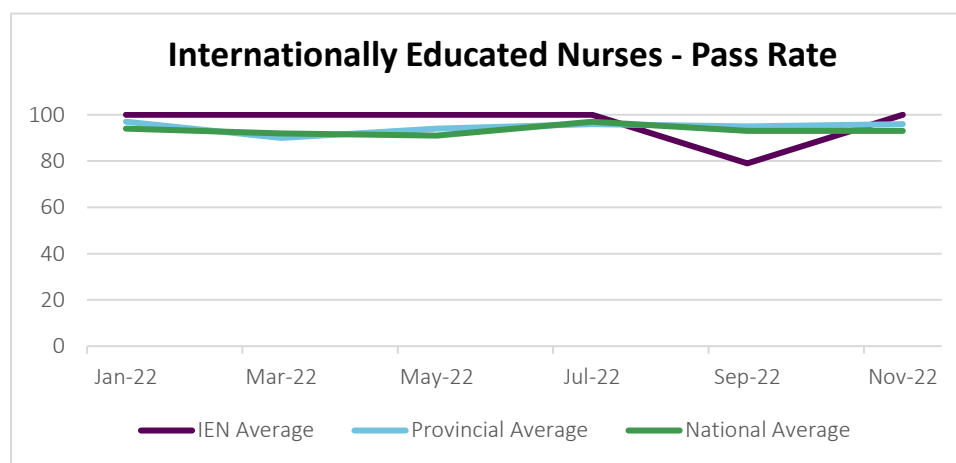


Internationally Educated Nurses

The following represents the Internationally Educated Practical Nurse applicants to Alberta and their first-time performance on the Canadian Practical Nurses Registration Examination. Internationally Educated Nurses are graduates of a nursing education program outside of Canada. In 2022 Internationally Educated Nurses were primarily from the Philippines and India, please see the [CLPNA Annual Report](#) for more statistics about the CLPNA's members.

Date of Exam	IEN Average	Provincial Average	National Average
Jan-22	100%	97%	94%
Mar-22	100%	90%	92%
May-22	100%	94%	91%
Jul-22	100%	96%	97%
Sep-22	79%	95%	93%
Nov-22	100%	96%	93%

IEN Annual Average	Provincial Annual Average	National Annual Average
95%	95%	94%



Date of Exam	Number of Writers	Pass	Pass %	Fail	Fail %
Jan-22	11	11	100%	0	0%
Mar-22	8	8	100%	0	0%
May-22	5	5	100%	0	0%
Jul-22	5	5	100%	0	0%
Sep-22	14	11	79%	3	21%
Nov-22	8	8	100%	0	0%