



COLLEGE OF
LICENSED PRACTICAL NURSES
OF ALBERTA

CPNRE 2023 Annual Report

Pass Rates for the Canadian Practical Nurse Registration Examination in Alberta

Approved by Deputy Registrar/Director, Registration & Competence: February 5, 2024





Table of Contents

Introduction	3
Alberta Educated Practical Nurses	5
Bow Valley College.....	6
Columbia College	7
Keyano College	8
Lethbridge College	9
Medicine Hat College	10
NorQuest College.....	11
Northern Lakes College	12
Portage College.....	13
Red Deer College.....	14
Out of Province Educated Practical Nurses.....	15
Internationally Educated Nurses.....	16



Introduction

The College of Licensed Practical Nurses of Alberta (CLPNA) is the professional regulatory college for Licensed Practical Nurses (LPNs). As a regulatory college and with authority under the *Health Professions Act (HPA)*, the CLPNA's core role is to protect the public through its regulatory functions. Educational institutions delivering practical nurse diploma programs have their programs approved by the Council of the CLPNA as mandated by the HPA. Additionally, through the registration process, the CLPNA manages access to the Canadian Practical Nurse Registration Examination (CPNRE) in Alberta.

The CPNRE is an assessment of entry-level competence for the practical nursing profession in Canada, ensuring there is a consistent benchmark amongst participating jurisdictions in the country. The CPNRE is utilized by all provinces and territories with the exceptions of British Columbia, Ontario, and Quebec. The CPNRE is the final step in Alberta to fulfill entry-to-practice requirements for new graduates of Canadian practical nursing programs and internationally educated nurses seeking registration to practice.

Developed by Yardstick Assessment Strategies (now Meazure Learning), the CPNRE is designed with a "criterion-referenced approach"¹ covering three major competency areas:

- 1) Professional, Ethical, and Legal Practice
- 2) Foundations of Practice
- 3) Collaborative Practice

There are 160-170 questions on the examination: 40-60% are stand alone multiple-choice, and 40-60% are case-based assessment questions related to a case scenario. Each question consists of a stem (approximately three sentences) and four options to cover 76 competencies and three levels of cognitive ability (Knowledge/Comprehension, Application, Critical Thinking).²

The CPNRE is offered in six testing windows throughout the year:

- January
- March
- May
- July
- September
- November

In January 2022, the CPNRE moved to linear on-the-fly testing (LOFT). This means that each candidate has questions which are pulled from a bank of questions. The questions are selected from the question bank so that each candidate has a comparable examination in terms of content and difficulty. However, the combination of questions creates a unique examination. The move to LOFT testing enhances test security by reducing the number of times a question is seen and preventing collusion.

¹ Yardstick, "Examination Blueprint (2022-2026) Canadian Practical Nurse Registration Examination (CPNRE®)," 20

² Yardstick, "Examination Blueprint (2022-2026) Canadian Practical Nurse Registration Examination (CPNRE®)," 9



In 2023, zero candidates were flagged as having potentially breached examination rules. Candidates writing the CPNRE are made aware of what may constitute a breach of examination rules prior to writing the examination through an agreement they acknowledge before starting the examination.

The CLPNA used online proctoring administered by ProctorU in 2023. Exceptions for the use of online proctoring are managed individually and generally focus on the required accommodation of providing the candidate a reader for the examination. Online proctoring is not yet able to accommodate the use of reading software; therefore, readers must be provided in-person. With online proctoring, there continued to be very minor incidents reported during the examination writes. The minor incidents generally centered around technological issues and rarely affected the ability to complete the examination. The CLPNA works closely with Measure Learning to be responsive to candidate feedback to ensure that the candidate experience is a positive one.



Alberta Educated Practical Nurses

The following information represents the CLPNA-approved Practical Nurse Programs in Alberta and their graduates.

The numbers represent the first-time CPNRE writers from the Alberta programs.

The graphs represent the pass rate for each educational institution in comparison to the provincial and national average. Where the numbers of writers are low, it is important to consider the number of writers from each educational institution, which is included in the second table.

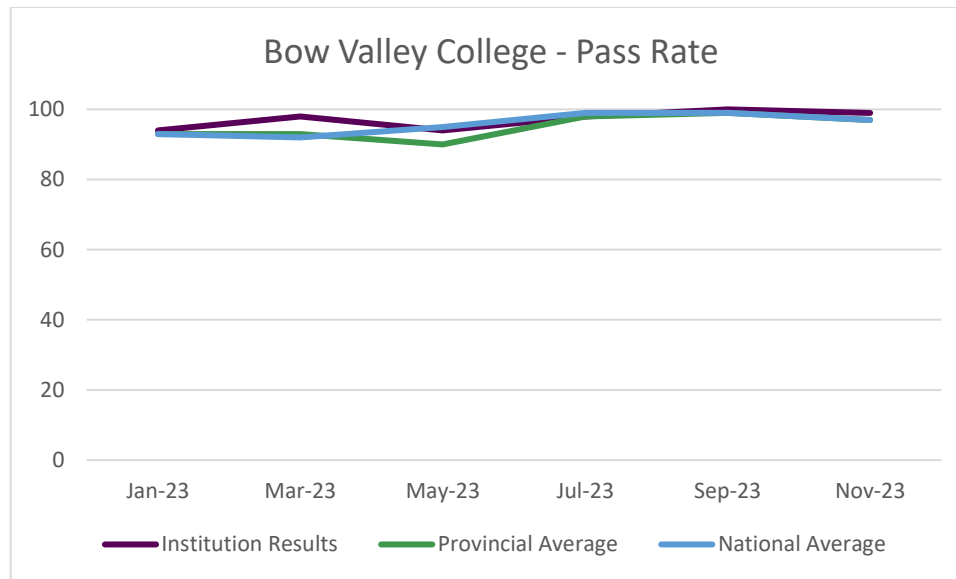


Bow Valley College

When evaluating pass rates, it is important to consider the number of examination writers. Examinations with few or no writers will show larger average fluctuations compared to provincial or national averages.

Date of Exam	Institution Results	Provincial Average	National Average
Jan-23	94%	93%	93%
Mar-23	98%	93%	92%
May-23	94%	90%	95%
Jul-23	98%	98%	99%
Sep-23	100%	99%	99%
Nov-23	99%	97%	97%

Institution Annual Average	Provincial Annual Average	National Annual Average
97%	96%	97%



Date of Exam	Number of Writers	Pass	Pass %	Fail	Fail %
Jan-23	77	72	94%	5	6%
Mar-23	138	135	98%	3	2%
May-23	52	49	94%	3	6%
Jul-23	112	110	98%	2	2%
Sep-23	60	60	100%	0	0%
Nov-23	134	132	99%	2	1%

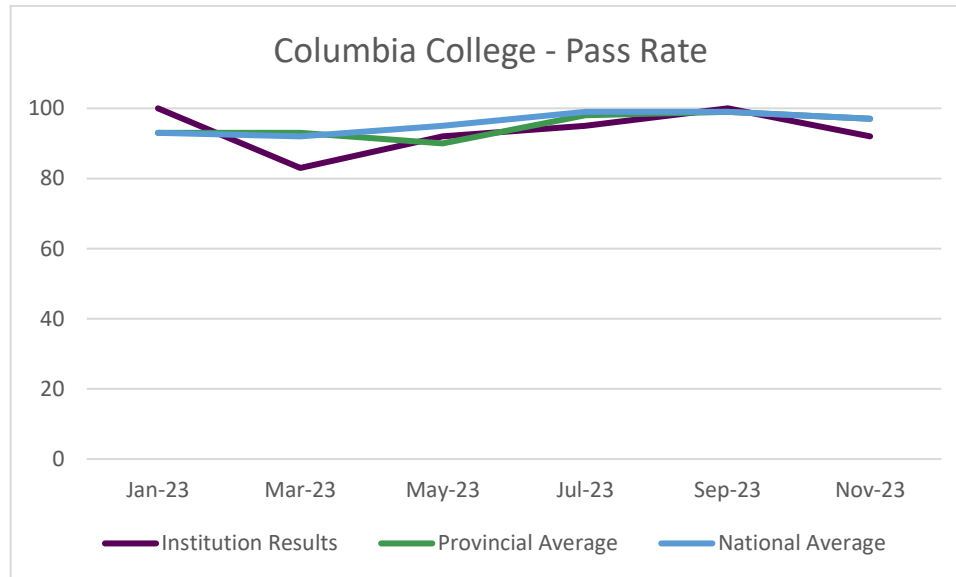


Columbia College

When evaluating pass rates, it is important to consider the number of examination writers. Examinations with few or no writers will show larger average fluctuations compared to provincial or national averages.

Date of Exam	Institution Results	Provincial Average	National Average
Jan-23	100%	93%	93%
Mar-23	83%	93%	92%
May-23	92%	90%	95%
Jul-23	95%	98%	99%
Sep-23	100%	99%	99%
Nov-23	92%	97%	97%

Institution Annual Average	Provincial Annual Average	National Annual Average
93%	96%	97%



Date of Exam	Number of Writers	Pass	Pass %	Fail	Fail %
Jan-23	2	2	100%	0	0%
Mar-23	6	5	83%	1	17%
May-23	12	11	92%	1	8%
Jul-23	21	20	95%	1	5%
Sep-23	5	5	100%	0	0%
Nov-23	13	12	92%	1	8%

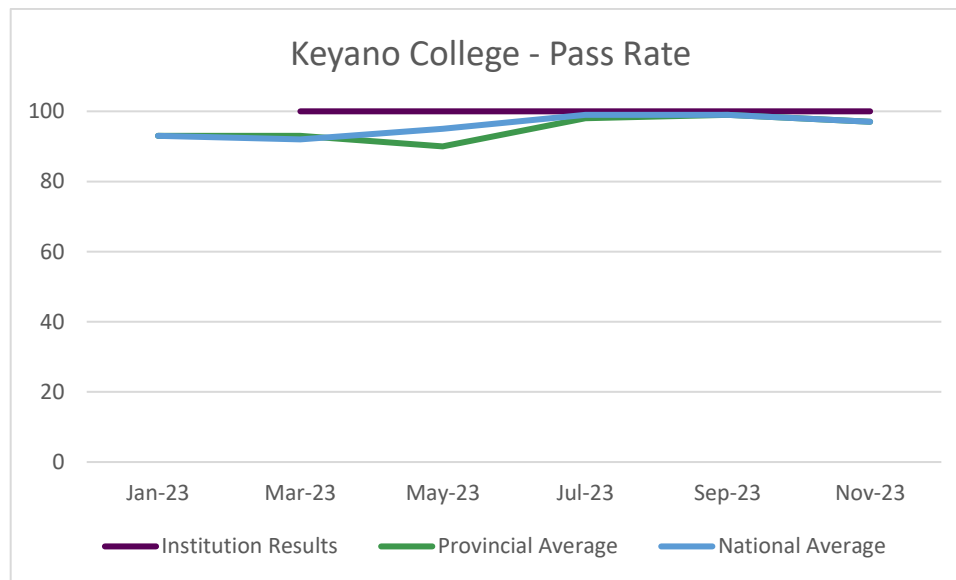


Keyano College

When evaluating pass rates, it is important to consider the number of examination writers. Examinations with few or no writers will show larger average fluctuations compared to provincial or national averages.

Date of Exam	Institution Results	Provincial Average	National Average
Jan-23	-	93%	93%
Mar-23	100%	93%	92%
May-23	100%	90%	95%
Jul-23	100%	98%	99%
Sep-23	100%	99%	99%
Nov-23	100%	97%	97%

Institution Annual Average	Provincial Annual Average	National Annual Average
100%	96%	97%



Date of Exam	Number of Writers	Pass	Pass %	Fail	Fail %
Jan-23	0	0	-	0	-
Mar-23	1	1	100%	0	0%-
May-23	1	1	100%	0	0%-
Jul-23	9	9	100%	0	0%
Sep-23	1	1	100%	0	0%
Nov-23	1	1	100%	0	0%

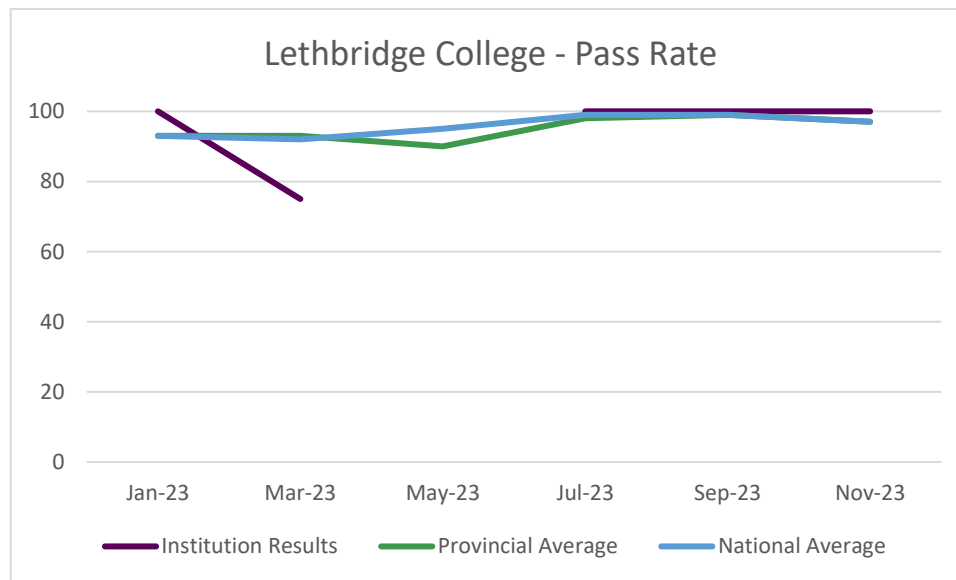


Lethbridge College

When evaluating pass rates, it is important to consider the number of examination writers. Examinations with few or no writers will show larger average fluctuations compared to provincial or national averages.

Date of Exam	Institution Results	Provincial Average	National Average
Jan-23	100%	93%	93%
Mar-23	75%	93%	92%
May-23	-	90%	95%
Jul-23	100%	98%	99%
Sep-23	100%	99%	99%
Nov-23	100%	97%	97%

Institution Annual Average	Provincial Annual Average	National Annual Average
99%	96%	97%



Date of Exam	Number of Writers	Pass	Pass %	Fail	Fail %
Jan-23	5	5	100%	0	-
Mar-23	4	3	75%	1	25%
May-23	0	0	-	0	-
Jul-23	5	5	100%	0	0%
Sep-23	72	72	100%	0	0%
Nov-23	8	8	100%	0	0%

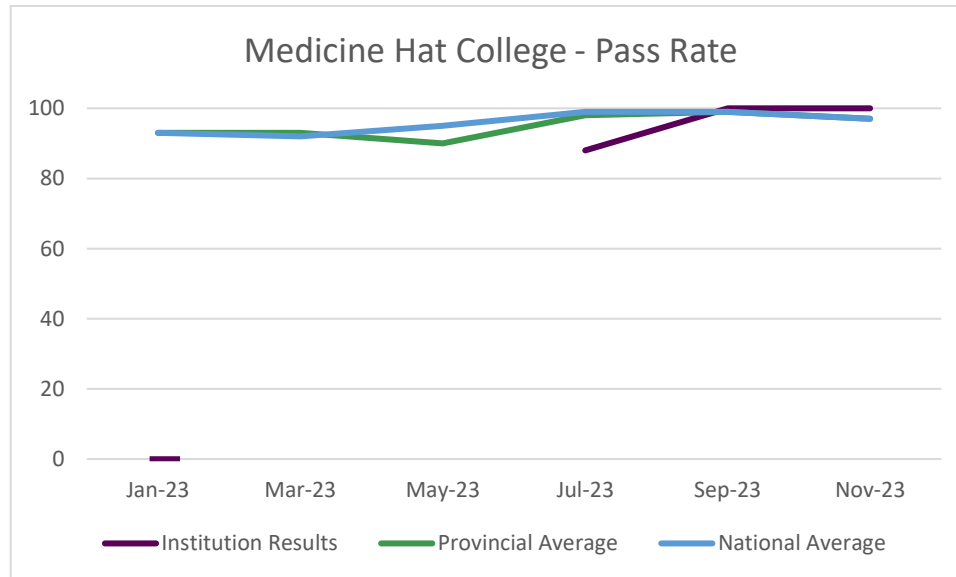


Medicine Hat College

When evaluating pass rates, it is important to consider the number of examination writers. Examinations with few or no writers will show larger average fluctuations compared to provincial or national averages.

Date of Exam	Institution Results	Provincial Average	National Average
Jan-23	0%	93%	93%
Mar-23	-	93%	92%
May-23	-	90%	95%
Jul-23	100%	98%	99%
Sep-23	100%	99%	99%
Nov-23	83%	97%	97%

Institution Annual Average	Provincial Annual Average	National Annual Average
92%	96%	97%



Date of Exam	Number of Writers	Pass	Pass %	Fail	Fail %
Jan-23	1	0	0%	1	100%
Mar-23	0	0	-	0	-
May-23	0	0	-	0	-
Jul-23	13	13	100%	0	-
Sep-23	5	5	100%	0	0%
Nov-23	6	5	83%	1	17%

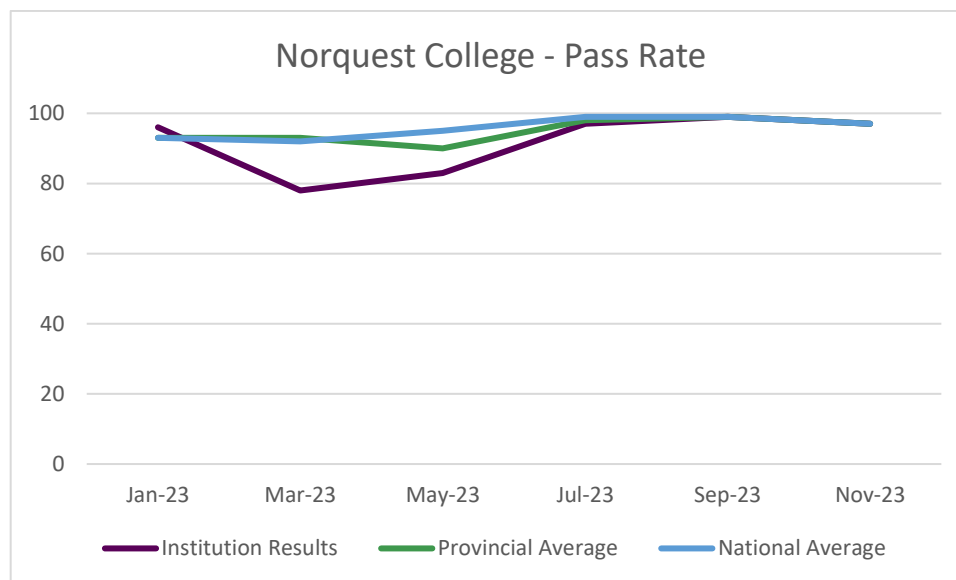


NorQuest College

When evaluating pass rates, it is important to consider the number of examination writers. Examinations with few or no writers will show larger average fluctuations compared to provincial or national averages.

Date of Exam	Institution Results	Provincial Average	National Average
Jan-23	96%	93%	93%
Mar-23	78%	93%	92%
May-23	83%	90%	95%
Jul-23	97%	98%	99%
Sep-23	99%	99%	99%
Nov-23	97%	97%	97%

Institution Annual Average	Provincial Annual Average	National Annual Average
94%	96%	97%



Date of Exam	Number of Writers	Pass	Pass %	Fail	Fail %
Jan-23	69	66	96%	3	4%
Mar-23	46	36	78%	10	22%
May-23	36	30	83%	6	17%
Jul-23	135	131	97%	4	3%
Sep-23	67	66	99%	1	1%
Nov-23	154	149	97%	5	3%

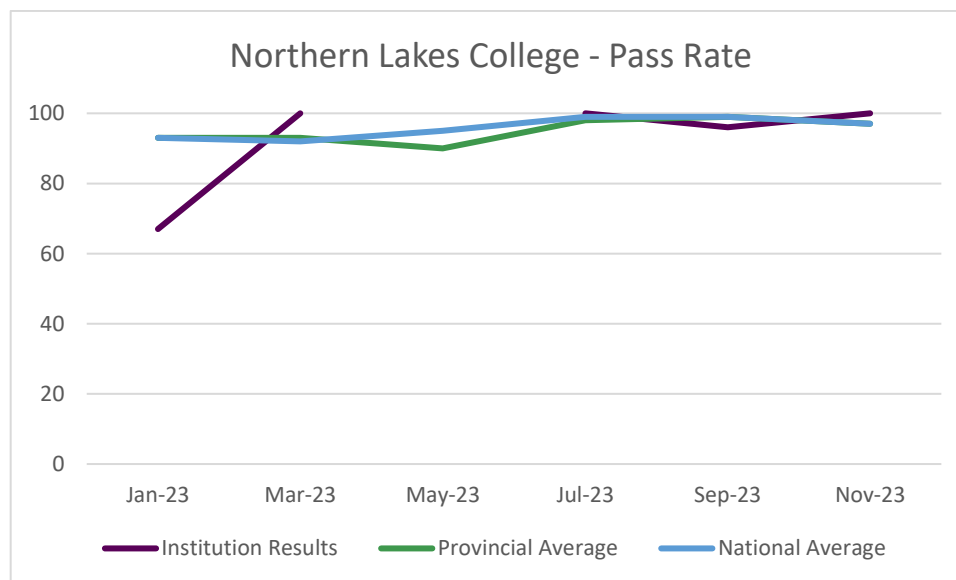


Northern Lakes College

When evaluating pass rates, it is important to consider the number of examination writers. Examinations with few or no writers will show larger average fluctuations compared to provincial or national averages.

Date of Exam	Institution Results	Provincial Average	National Average
Jan-23	67%	93%	93%
Mar-23	100%	93%	92%
May-23	-	90%	95%
Jul-23	100%	98%	99%
Sep-23	96%	99%	99%
Nov-23	100%	97%	97%

Institution Annual Average	Provincial Annual Average	National Annual Average
97%	96%	97%



Date of Exam	Number of Writers	Pass	Pass %	Fail	Fail %
Jan-23	3	2	67%	1	33%-
Mar-23	1	1	100%	0	0%
May-23	0	0	-	0	-
Jul-23	33	33	100%	0	0%
Sep-23	25	24	96%	1	4%
Nov-23	4	4	100%	0	0%

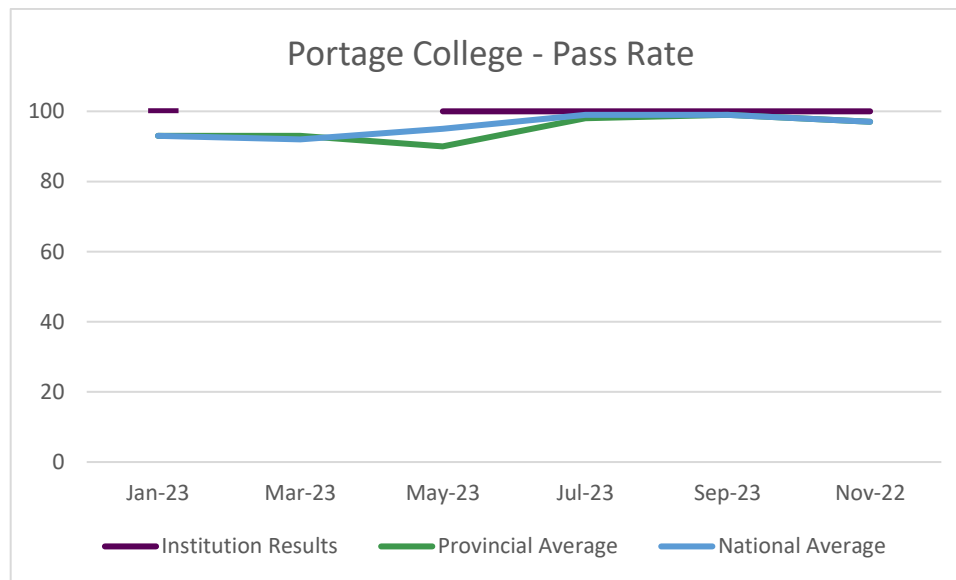


Portage College

When evaluating pass rates, it is important to consider the number of examination writers. Examinations with few or no writers will show larger average fluctuations compared to provincial or national averages.

Date of Exam	Institution Results	Provincial Average	National Average
Jan-23	100%	93%	93%
Mar-23		93%	92%
May-23	100%	90%	95%
Jul-23	100%	98%	99%
Sep-23	100%	99%	99%
Nov-23	100%	97%	97%

Institution Annual Average	Provincial Annual Average	National Annual Average
100%	96%	97%



Date of Exam	Number of Writers	Pass	Pass %	Fail	Fail %
Jan-23	2	2	100%	0	0%
Mar-23	0	0	-	0	-
May-23	2	2	100%	0	0%
Jul-23	18	18	100%	0	0%
Sep-23	7	7	100%	0	0%
Nov-23	3	3	100%	0	0%

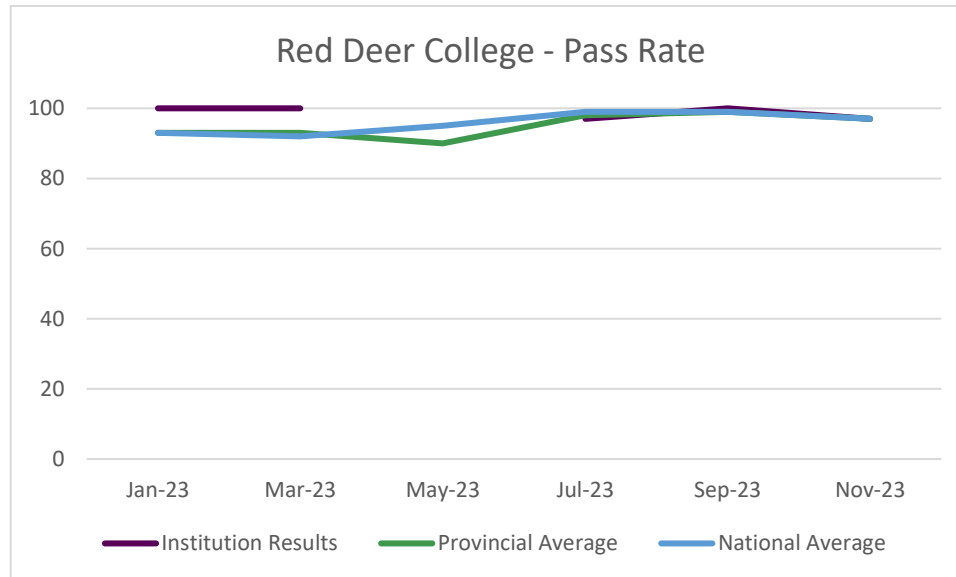


Red Deer College

When evaluating pass rates, it is important to consider the number of examination writers. Examinations with few or no writers will show larger average fluctuations compared to provincial or national averages.

Date of Exam	Institution Results	Provincial Average	National Average
Jan-23	100%	93%	93%
Mar-23	100%-	93%	92%
May-23	-	90%	95%
Jul-23	97%	98%	99%
Sep-23	100%	99%	99%
Nov-23	97%	97%	97%

Institution Annual Average	Provincial Annual Average	National Annual Average
98%	96%	97%



Date of Exam	Number of Writers	Pass	Pass %	Fail	Fail %
Jan-23	6	6	100%	0	0
Mar-23	2	2	100%	0	0-
May-23	0	0	-	0	-
Jul-23	38	37	97%	1	3%
Sep-23	13	13	100%	0	0%
Nov-23	30	29	97%	1	3%

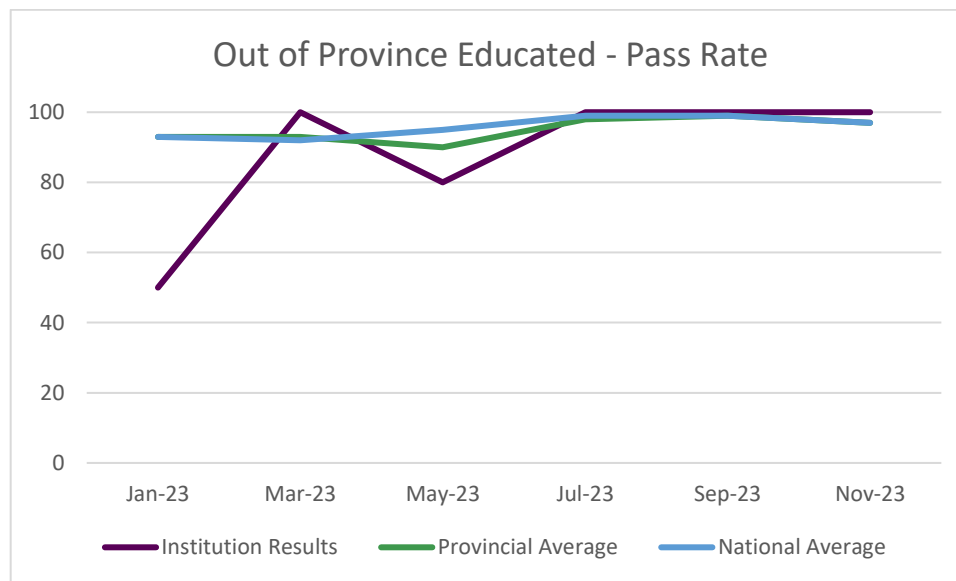


Out of Province Educated Practical Nurses

The following represents the out-of-province educated practical nurse applicants to Alberta and their first-time performance on the CPNRE. Out of province educated nurses are graduates of a nursing education program from a Canadian jurisdiction outside of Alberta.

Date of Exam	OOP Average	Provincial Average	National Average
Jan-23	50%	93%	93%
Mar-23	100%	93%	92%
May-23	80%	90%	95%
Jul-23	100%	98%	99%
Sep-23	100%	99%	99%
Nov-23	100%	97%	97%

OOP Annual Average	Provincial Annual Average	National Annual Average
93%	96%	97%



Date of Exam	Number of Writers	Pass	Pass %	Fail	Fail %
Jan-23	2	1	50%	1	50%
Mar-23	2	2	100%	0	0%
May-23	5	4	80%	1	20%
Jul-23	13	13	100%	0	0%
Sep-23	4	4	100%	0	0%
Nov-23	3	3	100%	0	0%

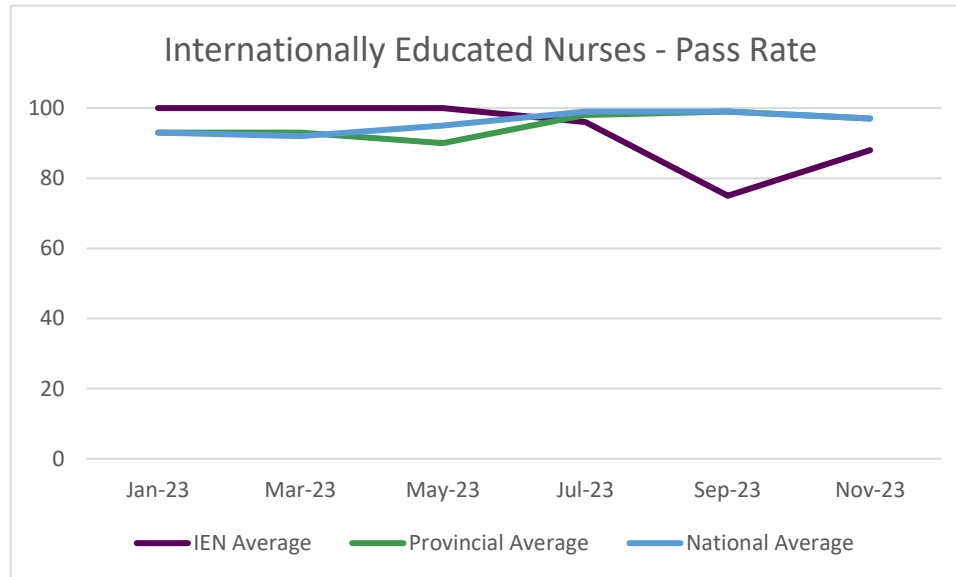


Internationally Educated Nurses

The following represents the internationally educated practical nurse applicants to Alberta and their first-time performance on the CPNRE. Internationally educated nurses are graduates of a nursing education program outside of Canada. In 2023, internationally educated nurses were primarily from the Philippines and India. Please see the [CLPNA Annual Report](#) for more statistics about the CLPNA's regulated members.

Date of Exam	IEN Average	Provincial Average	National Average
Jan-23	100%	100%	100%
Mar-23	100%	100%	87%
May-23	100%	100%	89%
Jul-23	96%	96%	92%
Sep-23	75%	75%	88%
Nov-23	88%	88	86%

IEN Annual Average	Provincial Annual Average	National Annual Average
95%	95%	89%



Date of Exam	Number of Writers	Pass	Pass %	Fail	Fail %
Jan-23	3	3	100%	0	0%
Mar-23	5	5	100%	0	0%
May-23	3	3	100%	0	0%
Jul-23	24	23	96%	1	4%
Sep-23	12	9	75%	3	25%
Nov-23	16	14	88%	2	12%